

Survey Results

Recreational Programs & Facilities in Middlesex Centre

Prepared June 15, 2021

If you require this information in an accessible format,
contact the Middlesex Centre office at 519-666-0190
or 1-800-220-8968, or by email to
customerservice@middlesexcentre.on.ca

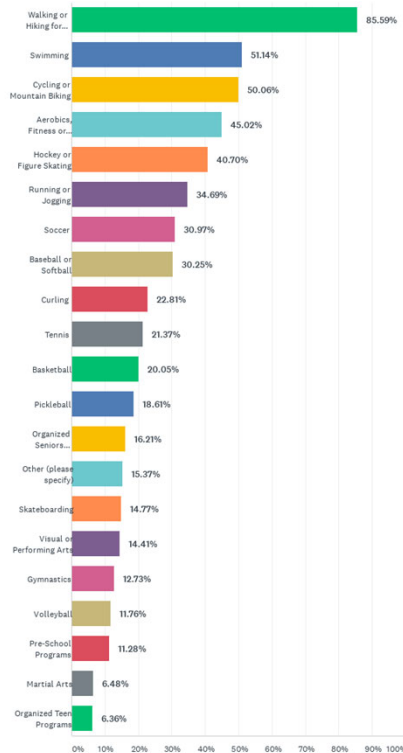
841

Total Responses

- Survey open April 19, 2021 to May 31, 2021
- Advertised through social media, website, Middlesex Banner page (2x), ads in Komoka-Kilworth-Delaware Villager and Ilderton Villager, signs at parks
- 841 Surveys Received
- 80% completion rate
- About 12 minutes average time spent

Q1: Thinking back to before COVID-19, what activities would you or anyone your household participate in during a typical year? Check all that apply.

Answered: 833 Skipped: 8



Top Ten

1. Walking or Hiking for Leisure - 85.59%
2. Swimming - 51.14%
3. Cycling or Mountain Biking - 50.06%
4. Aerobics, Fitness or Weight-Training - 45.02%
5. Hockey or Figure Skating - 40.70%
6. Running or Jogging - 34.69%
7. Soccer - 30.97%
8. Baseball or Softball - 30.25%
9. Curling - 22.81%
10. Tennis - 21.37%

Close behind: Basketball - 20.05% and Pickleball - 18.61%

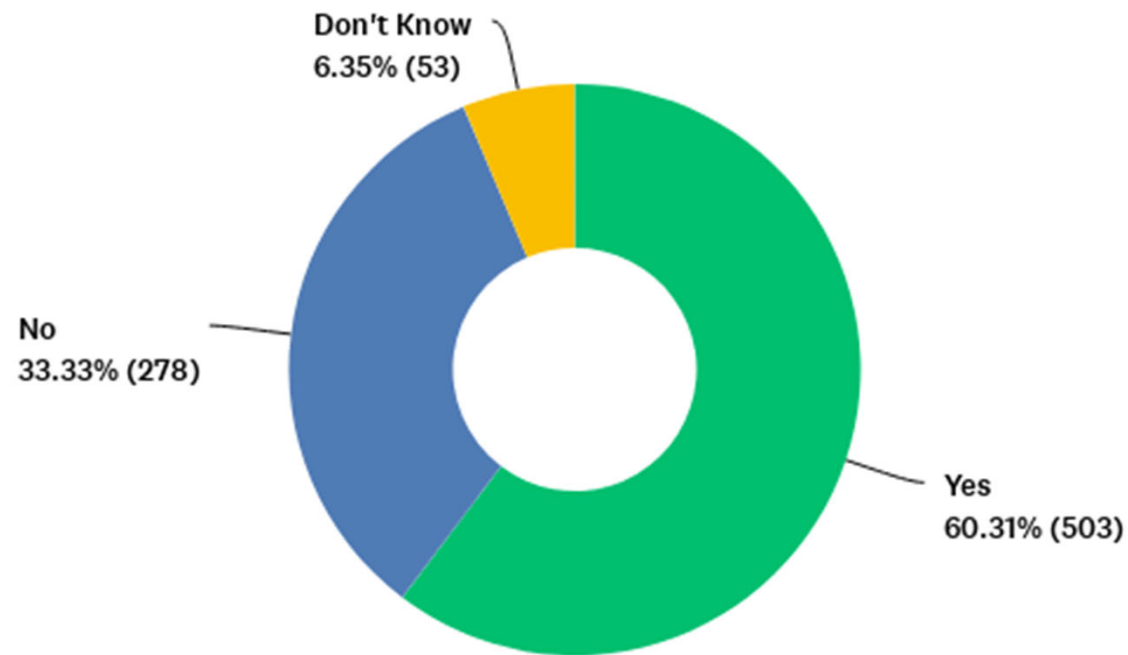
DATA Q1: Thinking back to before COVID-19, what activities would you or anyone your household participate in during a typical year? Check all that apply.

Answered: 833 Skipped: 8

ANSWER CHOICES	RESPONSES	
Walking or Hiking for Leisure	85.59%	713
Swimming	51.14%	426
Cycling or Mountain Biking	50.06%	417
Aerobics, Fitness or Weight-Training	45.02%	375
Hockey or Figure Skating	40.70%	339
Running or Jogging	34.69%	289
Soccer	30.97%	258
Baseball or Softball	30.25%	252
Curling	22.81%	190
Tennis	21.37%	178
Basketball	20.05%	167
Pickleball	18.61%	155
Organized Seniors Programs	16.21%	135
Other (please specify)	15.37%	128
Skateboarding	14.77%	123
Visual or Performing Arts	14.41%	120
Gymnastics	12.73%	106
Volleyball	11.76%	98
Pre-School Programs	11.28%	94
Martial Arts	6.48%	54
Organized Teen Programs	6.36%	53
Total Respondents: 833		

Q2: Thinking back to before COVID-19, are you and members of your household able to participate in parks and recreational activities as often as you would like?

Answered: 834 Skipped: 7



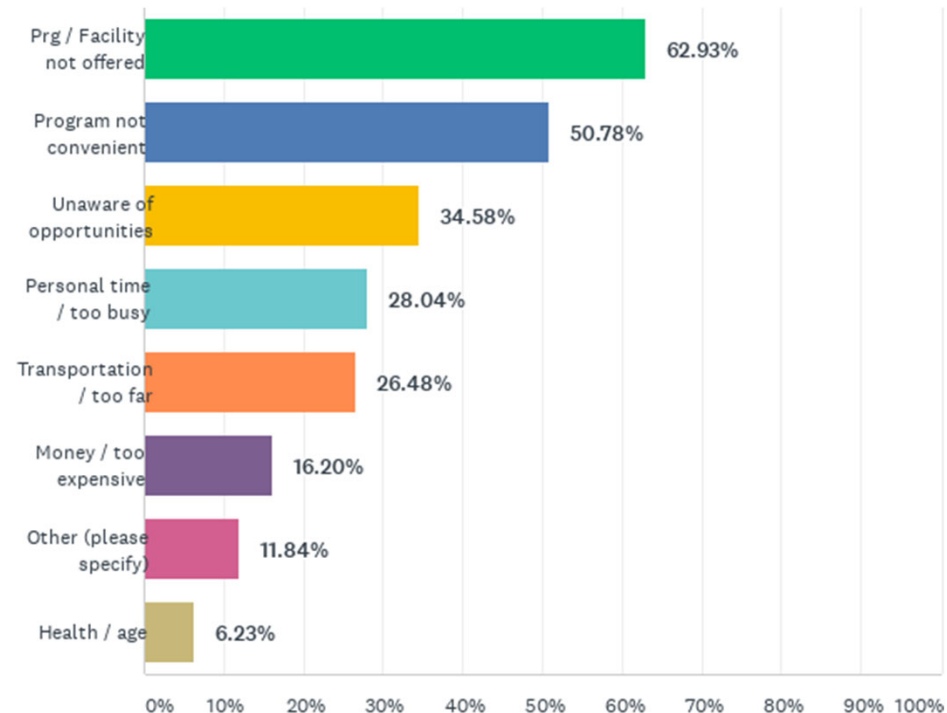
DATA Q2: Thinking back to before COVID-19, are you and members of your household able to participate in parks and recreational activities as often as you would like?

Answered: 834 Skipped: 7

ANSWER CHOICES	RESPONSES	
Yes	60.31%	503
No	33.33%	278
Don't Know	6.35%	53
TOTAL		834

Q3: Thinking back to before COVID-19, what challenges or barriers prevent from participating in recreational activities as often as you like? Choose all that apply.

Answered: 321 Skipped: 520



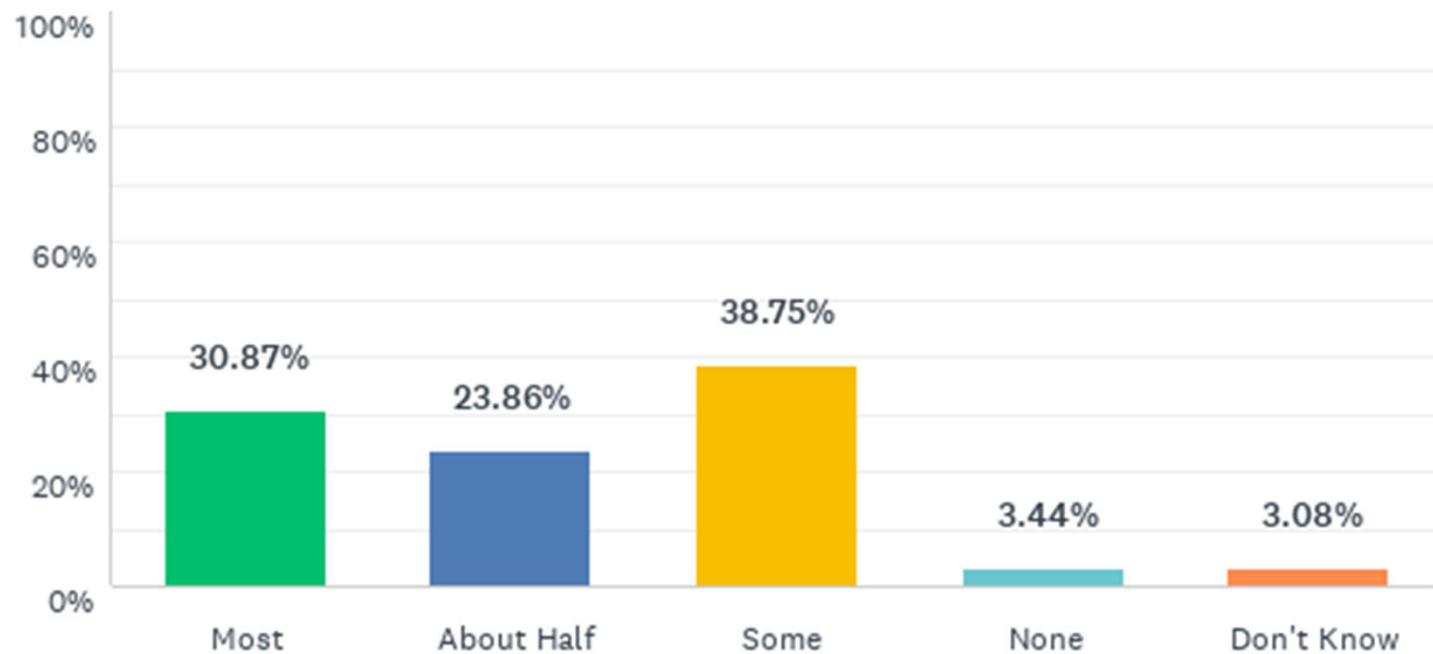
DATA Q3: Thinking back to before COVID-19, what challenges or barriers prevent from participating in recreational activities as often as you like? Choose all that apply.

Answered: 321 Skipped: 520

ANSWER CHOICES	RESPONSES	
Lack of desired facilities or programs	62.93%	202
Program not offered at convenient time and / or location	50.78%	163
Lack of information / unaware of opportunities	34.58%	111
Lack of personal time / too busy	28.04%	90
Lack of transportation / Facility too far away	26.48%	85
Lack of money / too expensive	16.20%	52
Other (please specify)	11.84%	38
Health problems / disability / age	6.23%	20
Total Respondents: 321		

Q4: Thinking back before COVID-19, in general what proportion of your household's parks and recreation needs are met within Middlesex Centre?

Answered: 813 Skipped: 28



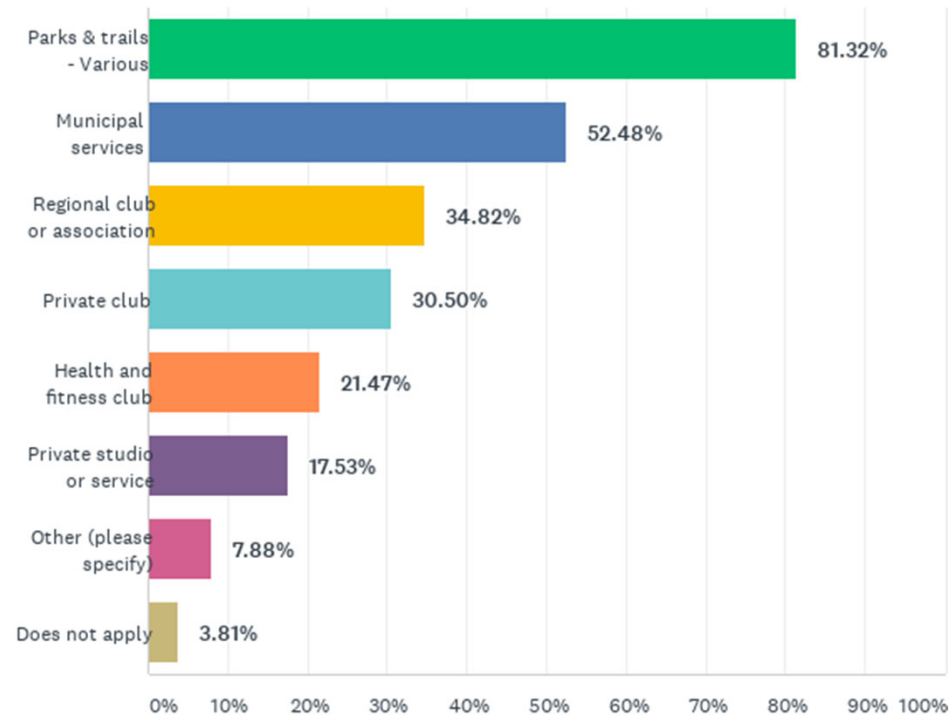
DATA Q4: Thinking back before COVID-19, in general what proportion of your household's parks and recreation needs are met within the Municipality of Middlesex Centre?

Answered: 813 Skipped: 28

ANSWER CHOICES	RESPONSES	
Most	30.87%	251
About Half	23.86%	194
Some	38.75%	315
None	3.44%	28
Don't Know	3.08%	25
TOTAL		813

Q5: Who provides the services (facility and/or instruction) that you access IN Middlesex Centre? Select all that apply.

Answered: 787 Skipped: 54



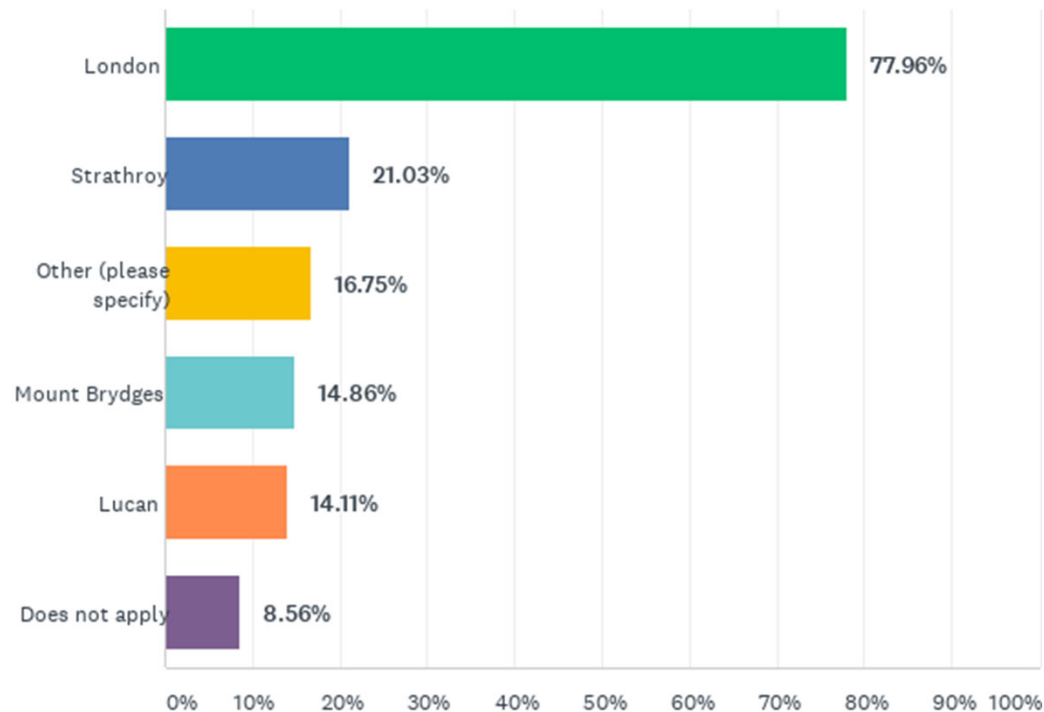
DATA Q5: Who provides the services (facility and/or instruction) that you access IN Middlesex Centre? Select all that apply.

Answered: 787 Skipped: 54

ANSWER CHOICES	RESPONSES	
Parks and trails provided by the Municipality of Middlesex Centre or other agencies (e.g., Weldon Park, Coldstream Conservation Area, Komoka Provincial Park)	81.32%	640
Municipal services (e.g., public skating at Ilderton or Komoka arenas)	52.48%	413
Regional club or association (e.g., figure skating, hockey)	34.82%	274
Private club (e.g., golf course, tennis club)	30.50%	240
Health and fitness club	21.47%	169
Private studio or service (e.g, dance school, martial arts school, or tutoring)	17.53%	138
Other (please specify)	7.88%	62
Does not apply	3.81%	30
Total Respondents: 787		

Q6: Where do you or members of your household choose to participate in recreational activities outside of Middlesex Centre? Check all that apply.

Answered: 794 Skipped: 47



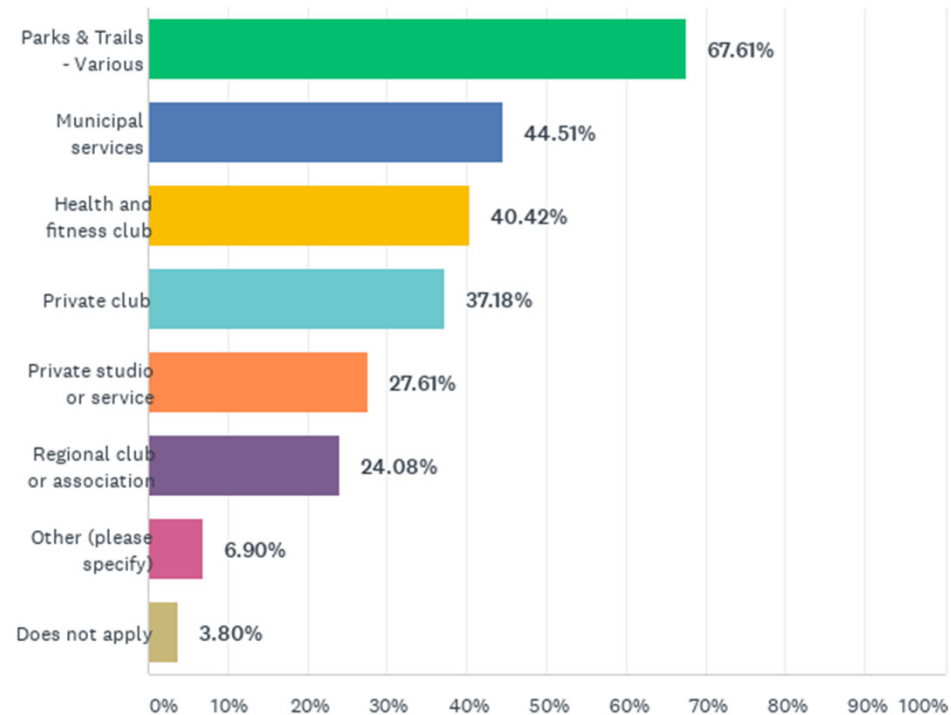
DATA Q6: Where do you or members of your household choose to participate in recreational activities outside of Middlesex Centre? Check all that apply.

Answered: 794 Skipped: 47

ANSWER CHOICES	RESPONSES	
London	77.96%	619
Strathroy	21.03%	167
Other (please specify)	16.75%	133
Mount Brydges	14.86%	118
Lucan	14.11%	112
Does not apply	8.56%	68
Total Respondents: 794		

Q7: Who provides the services (facility and/or instruction) that you access OUTSIDE of Middlesex Centre? Select all that apply.

Answered: 710 Skipped: 131



DATA Q7: Who provides the services (facility and/or instruction) that you access OUTSIDE of Middlesex Centre? Select all that apply.

Answered: 710 Skipped: 131

ANSWER CHOICES	RESPONSES	
Parks and trails provided by municipalities or other agencies (e.g., Fanshawe Conservation Area)	67.61%	480
Municipal services (e.g., City of London or City of Strathroy run programming)	44.51%	316
Health and fitness club (e.g., YMCA, GoodLife Fitness)	40.42%	287
Private club (e.g., golf course, tennis club)	37.18%	264
Private studio or service (e.g, dance school, martial arts school, or tutoring)	27.61%	196
Regional club or association (e.g., ringette, synchronized swimming, hockey)	24.08%	171
Other (please specify)	6.90%	49
Does not apply	3.80%	27
Total Respondents: 710		

Q8: What recreational activities do you or members of your household participate in OUTSIDE of Middlesex Centre (in other communities)? List up to three.

Answered: 591 Skipped: 250



DATA Q8: What recreational activities do you or members of your household participate in OUTSIDE of Middlesex Centre (in other communities)? List up to three.

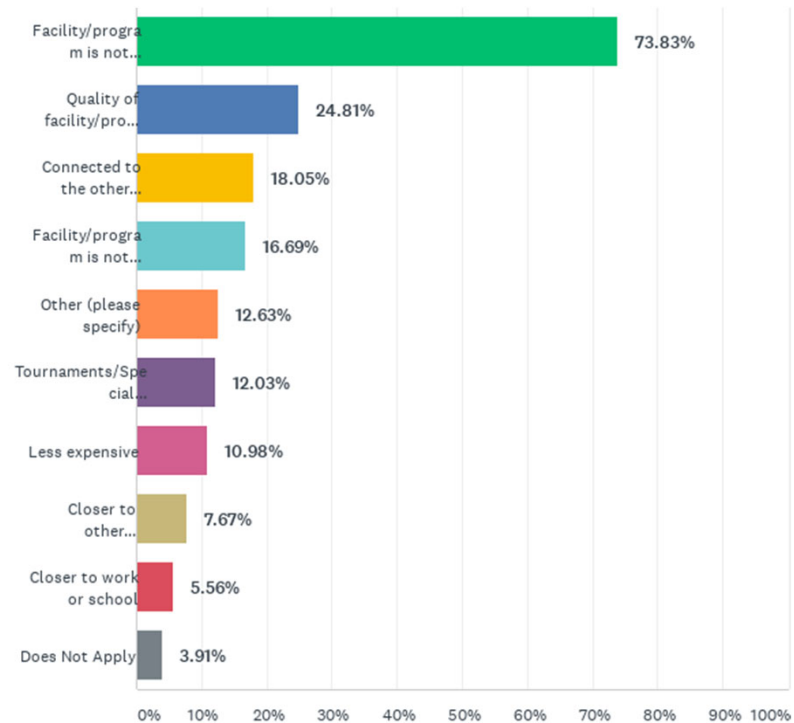
Answered: 591 Skipped: 250

Top 25 Responses

- | | |
|---------------------|----------------------------|
| 1. Swimming - 186 | 14. Pickleball - 27 |
| 2. Hiking - 169 | 15. Skating - 27 |
| 3. Golf - 114 | 16. Baseball - 24 |
| 4. Hockey - 78 | 17. Tennis - 22 |
| 5. Cycling - 77 | 18. Mountain Biking - 21 |
| 6. Fitness - 57 | 19. Volleyball - 21 |
| 7. Walking - 56 | 20. Yoga - 18 |
| 8. Dance - 43 | 21. Parks - 17 |
| 9. Soccer - 42 | 22. Aquafit - 16 |
| 10. Gymnastics - 36 | 23. Basketball - 16 |
| 11. Gym - 32 | 24. Skateboarding - 16 |
| 12. Curling - 30 | 25. Canoeing/Kayaking - 12 |
| 13. Dog Park - 28 | |

Q9: Why does your household participate in these activities OUTSIDE of Middlesex Centre?

Answered: 665 Skipped: 176



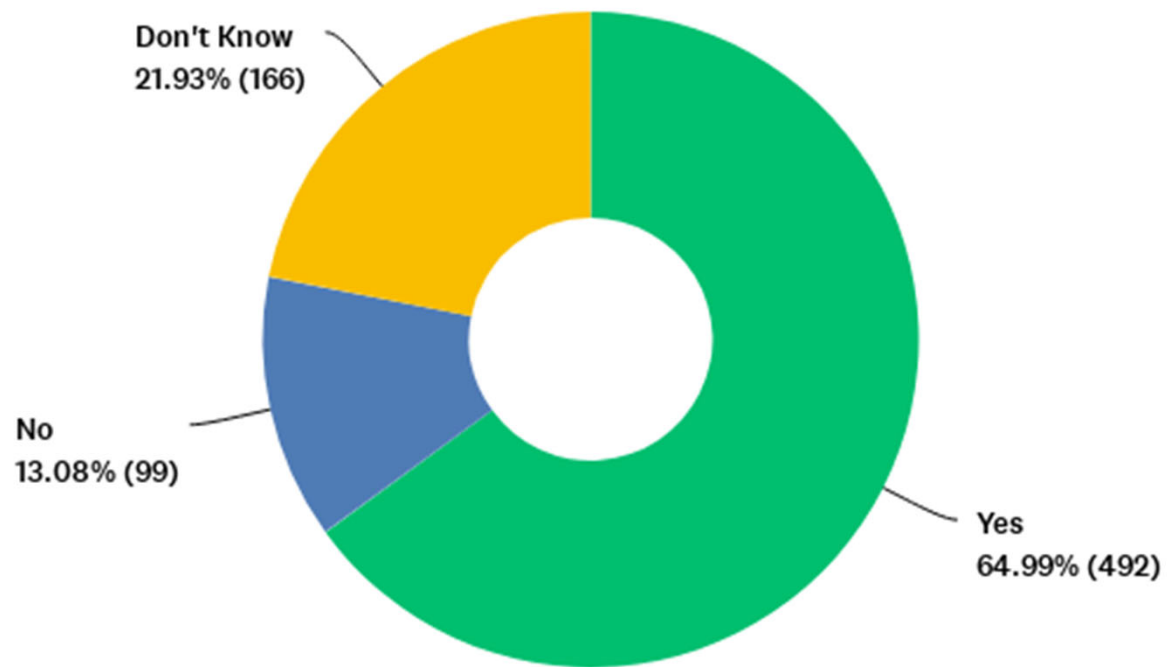
DATA Q9: Why does your household participate in these activities OUTSIDE of Middlesex Centre?

Answered: 665 Skipped: 176

ANSWER CHOICES	RESPONSES	
Facility/program is not available in the area	73.83%	491
Quality of facility/program is superior	24.81%	165
Connected to the other community/Used to live	18.05%	120
Facility/program is not available at the preferred time	16.69%	111
Other (please specify)	12.63%	84
Tournaments/Special events/Travel teams	12.03%	80
Less expensive	10.98%	73
Closer to other activities or shopping	7.67%	51
Closer to work or school	5.56%	37
Does Not Apply	3.91%	26
Total Respondents: 665		

Q10: Are there any parks or recreational activities that you or members of your household would like to see offered in Middlesex Centre that are NOT currently available?

Answered: 757 Skipped: 84



DATA Q10: Are there any parks or recreational activities that you or members of your household would like to see offered in Middlesex Centre that are NOT currently available?

Answered: 757 Skipped: 84

ANSWER CHOICES	RESPONSES	
Yes	64.99%	492
No	13.08%	99
Don't Know	21.93%	166
TOTAL		757

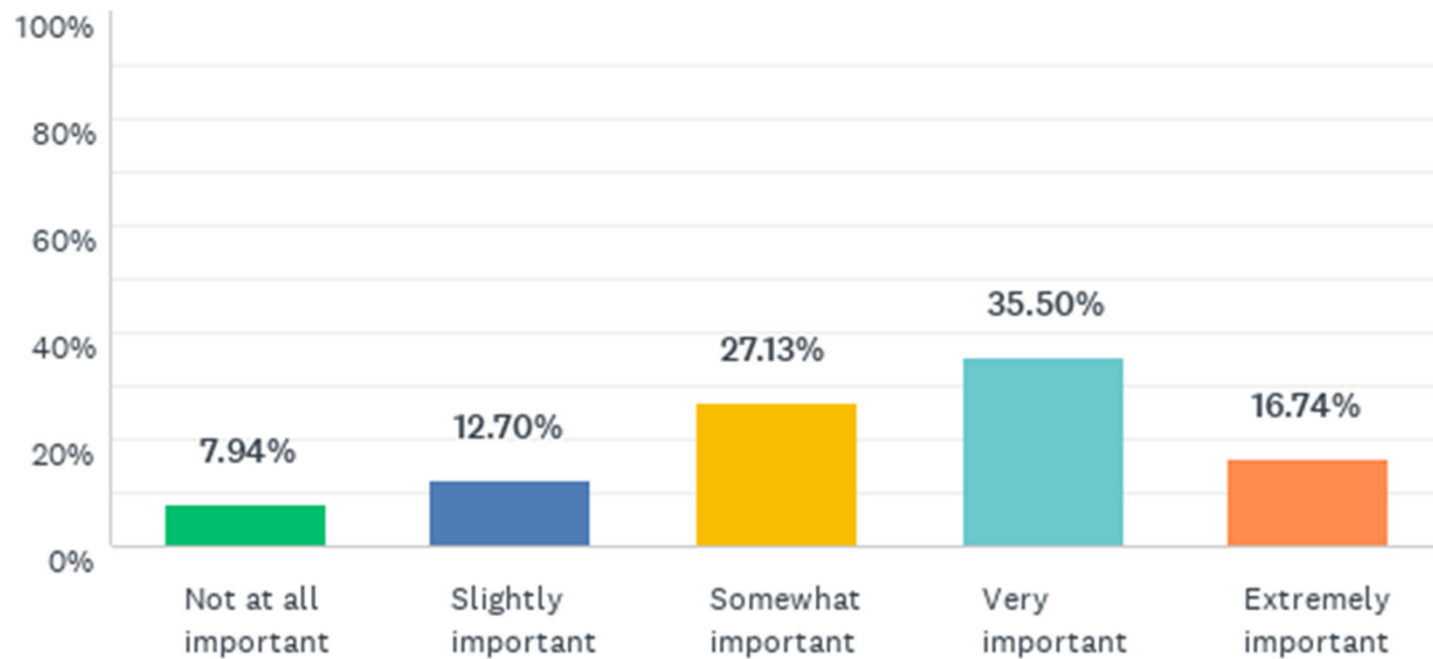
Q11: List up to two (2) parks and recreation activities/programs that you would like to see provided in Middlesex Centre.

Answered: 497 Skipped: 344



Q13: How important is participating in formal recreational programs to your overall quality of life?

Answered: 693 Skipped: 148



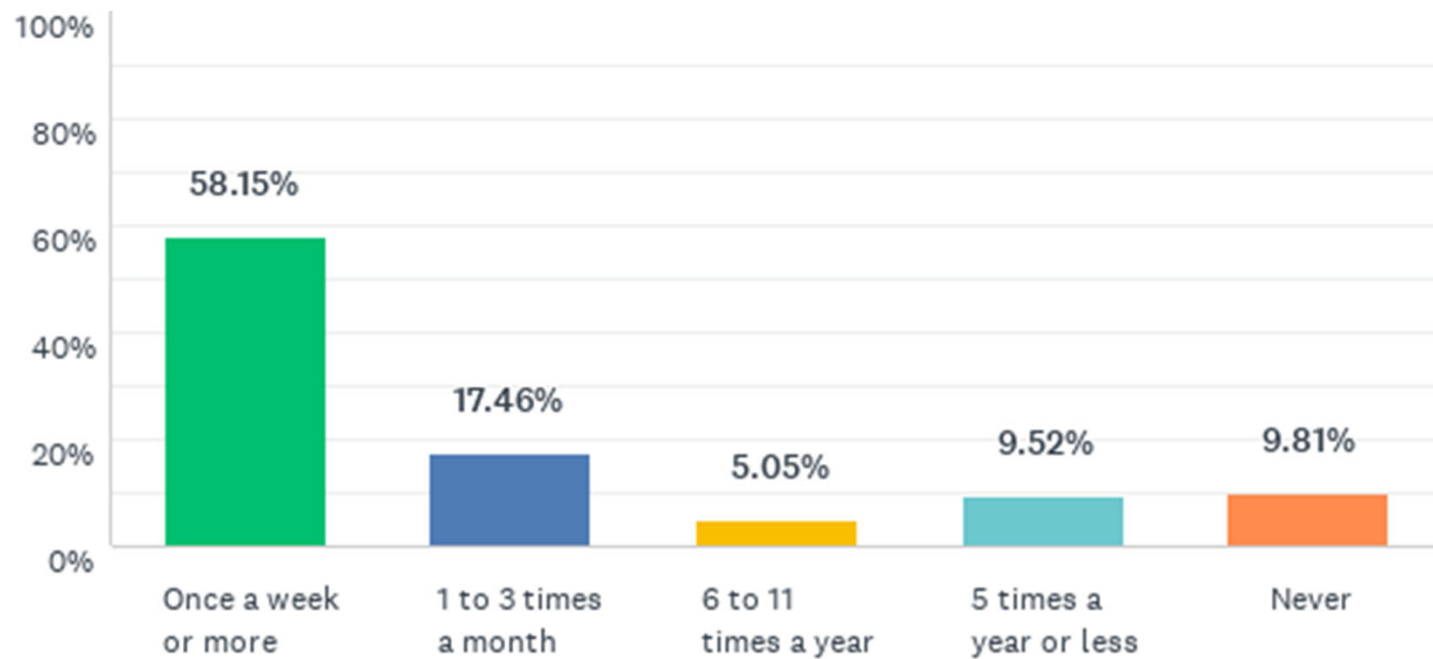
DATA Q13: How important is participating in formal recreational programs to your overall quality of life?

Answered: 693 Skipped: 148

ANSWER CHOICES	RESPONSES	
Not at all important	7.94%	55
Slightly important	12.70%	88
Somewhat important	27.13%	188
Very important	35.50%	246
Extremely important	16.74%	116
TOTAL		693

Q14: Prior to COVID-19, how often did you participate in formal recreational programs on average?

Answered: 693 Skipped: 148



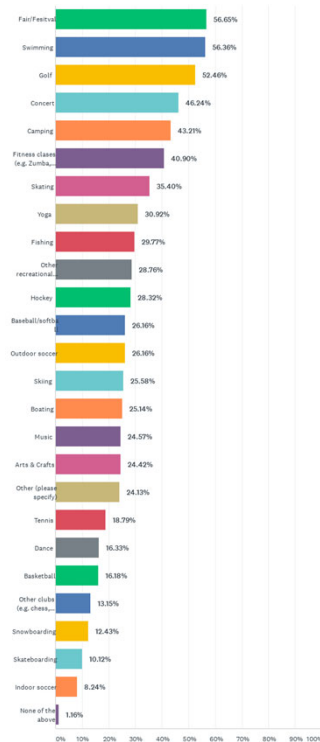
DATA Q14: Prior to COVID-19, how often did you participate in formal recreational programs on average?

Answered: 693 Skipped: 148

ANSWER CHOICES	RESPONSES	
Once a week or more	58.15%	403
1 to 3 times a month	17.46%	121
6 to 11 times a year	5.05%	35
5 times a year or less	9.52%	66
Never	9.81%	68
TOTAL		693

Q15: Prior to COVID-19, what recreational activities or programs would you normally participate in over the course of a year? Please select all that apply:

Answered: 692 Skipped: 149



Top Ten

1. Fair/Festival - 56.65%
2. Swimming - 56.36%
3. Golf - 52.46%
4. Concert - 46.24%
5. Camping - 43.21%
6. Fitness classes (e.g. Zumba, boxing, aerobics, etc.) - 40.90%
7. Skating - 35.40%
8. Yoga - 30.92%
9. Fishing - 29.77%
10. Other recreational/fitness clubs - 28.76%

Close behind (above 20%): Hockey, Baseball/softball, Soccer, Skiing, Boating, Music, Arts & Crafts

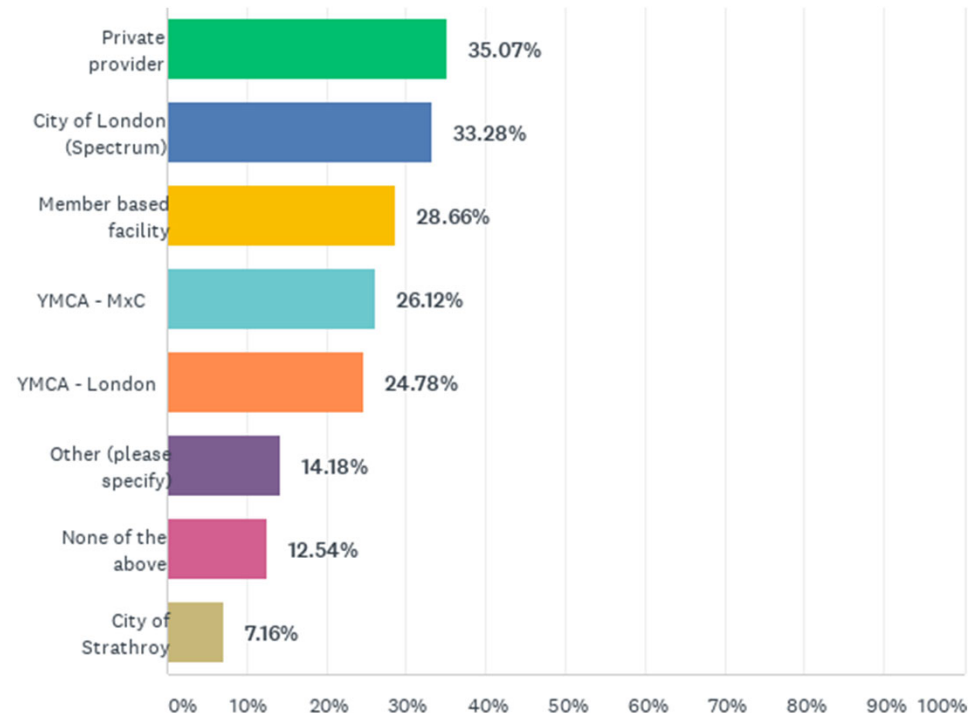
DATA Q15: Prior to COVID-19, what recreational activities or programs would you normally participate in over the course of a year? Please select all that apply:

Answered: 692 Skipped: 149

ANSWER CHOICES	RESPONSES	
Fair/Festival	56.65%	392
Swimming	56.36%	390
Golf	52.46%	363
Concert	46.24%	320
Camping	43.21%	299
Fitness classes (e.g. Zumba, boxing, aerobics, etc.)	40.90%	283
Skating	35.40%	245
Yoga	30.92%	214
Fishing	29.77%	206
Other recreational/fitness clubs	28.76%	199
Hockey	28.32%	196
Baseball/softball	26.16%	181
Outdoor soccer	26.16%	181
Skiing	25.58%	177
Boating	25.14%	174
Music	24.57%	170
Arts & Crafts	24.42%	169
Other (please specify)	24.13%	167
Tennis	18.79%	130
Dance	16.33%	113
Basketball	16.18%	112
Other clubs (e.g. chess, bird watching, gardening, etc.)	13.15%	91
Snowboarding	12.43%	86
Skateboarding	10.12%	70
Indoor soccer	8.24%	57
None of the above	1.16%	8
Total Respondents: 692		

Q16: Prior to COVID-19, which of the following facilities for recreational activities or programs would you use in a typical year?

Answered: 670 Skipped: 171



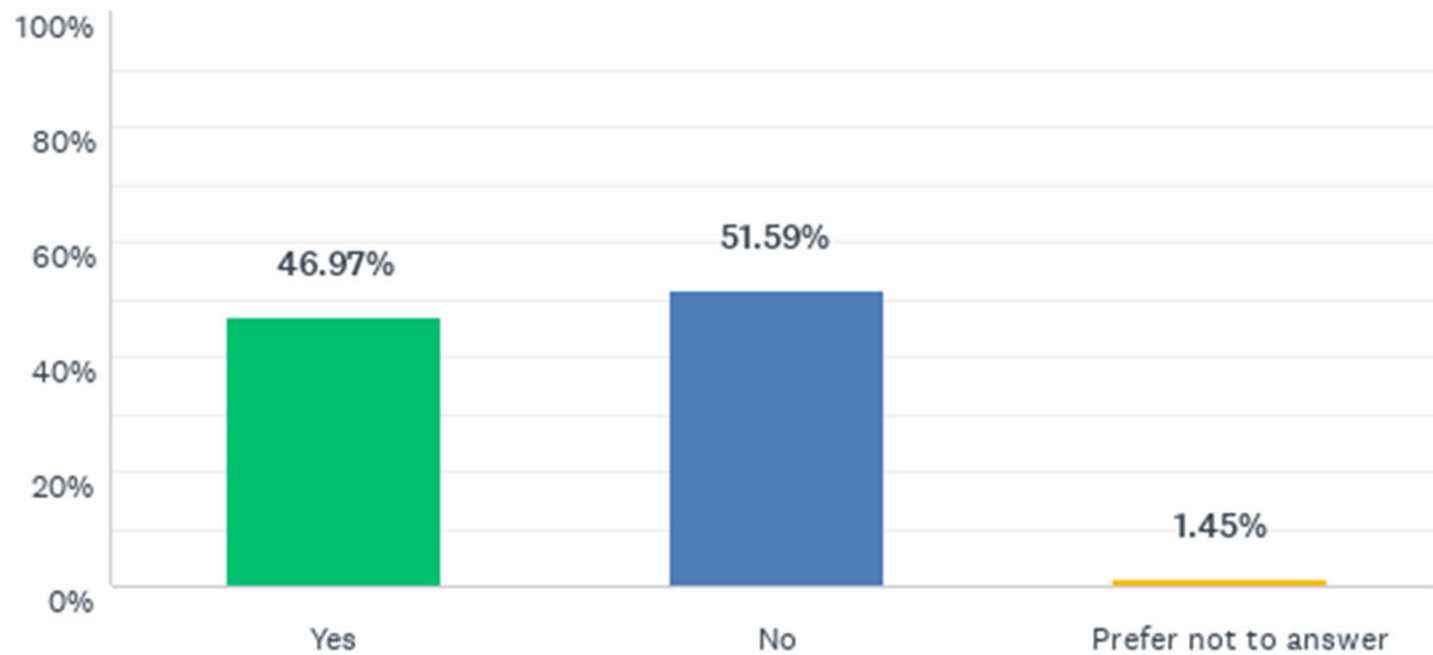
DATA Q16: Prior to COVID-19, which of the following facilities for recreational activities or programs would you use in a typical year?

Answered: 670 Skipped: 171

ANSWER CHOICES	RESPONSES	
Private provider	35.07%	235
City of London (Spectrum)	33.28%	223
Member based facility	28.66%	192
YMCA - MxC	26.12%	175
YMCA - London	24.78%	166
Other (please specify)	14.18%	95
None of the above	12.54%	84
City of Strathroy	7.16%	48
Total Respondents: 670		

Q17: Do you have any dependent children under the age of 18?

Answered: 692 Skipped: 149



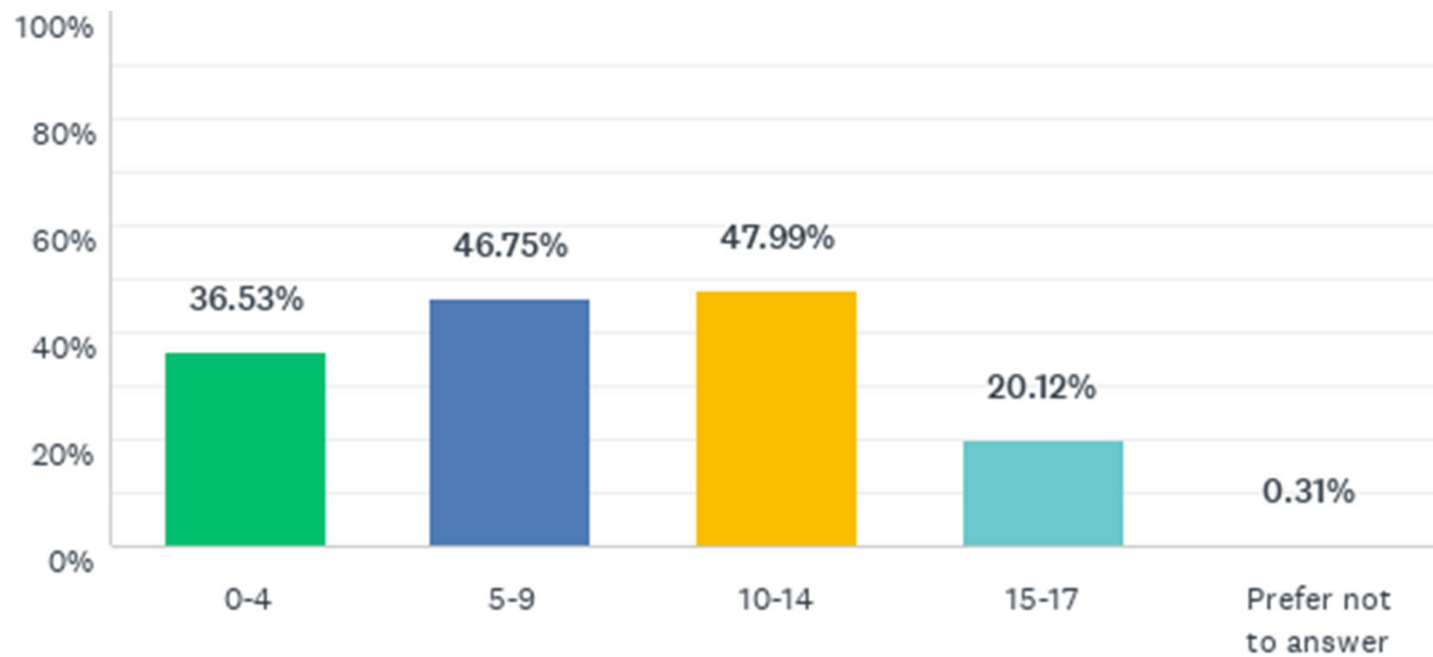
DATA Q17: Do you have any dependent children under the age of 18?

Answered: 692 Skipped: 149

ANSWER CHOICES	RESPONSES	
Yes	46.97%	325
No	51.59%	357
Prefer not to answer	1.45%	10
TOTAL		692

Q18: If you have children under the age of 18, what age(s) are they? (Select all that apply)

Answered: 323 Skipped: 518



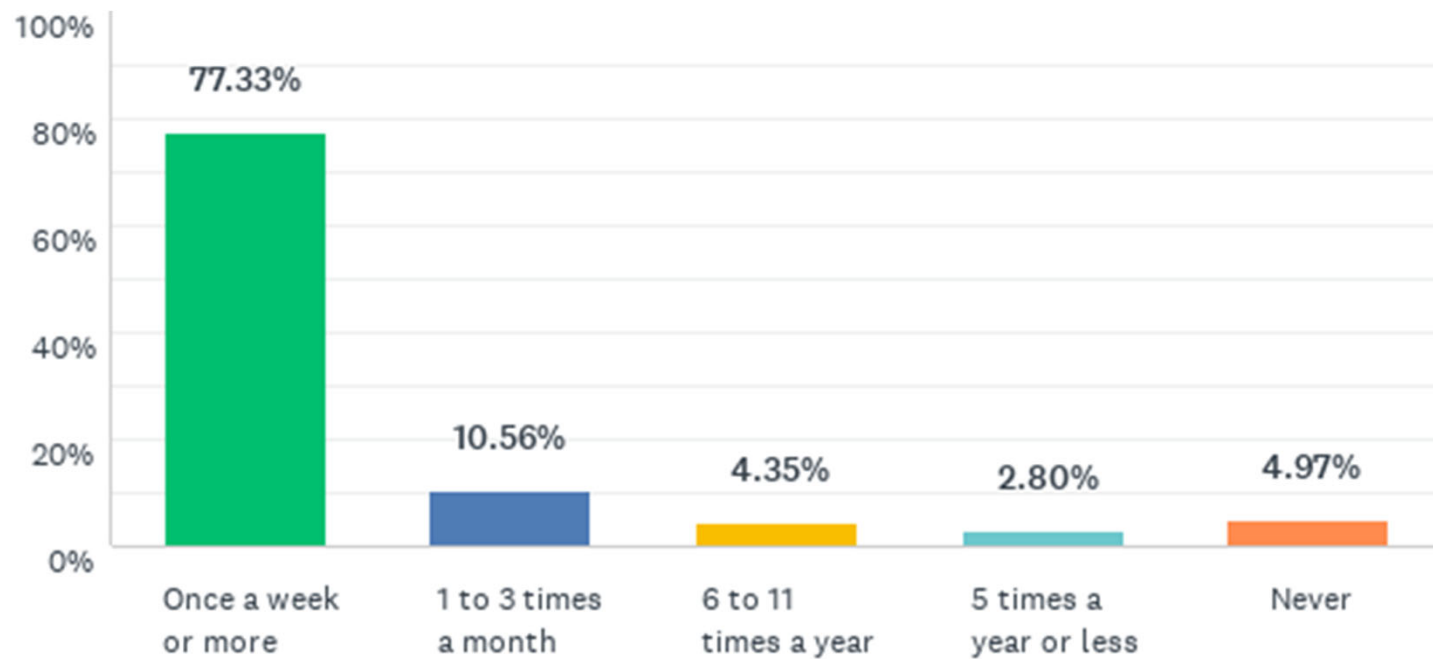
DATA Q18: If you have children under the age of 18, what age(s) are they? (Select all that apply)

Answered: 323 Skipped: 518

ANSWER CHOICES	RESPONSES	
0-4	36.53%	118
5-9	46.75%	151
10-14	47.99%	155
15-17	20.12%	65
Prefer not to answer	0.31%	1
Total Respondents: 323		

Q19: Prior to COVID-19, how often would your child (children) participate in formal recreational programs on average?

Answered: 322 Skipped: 519



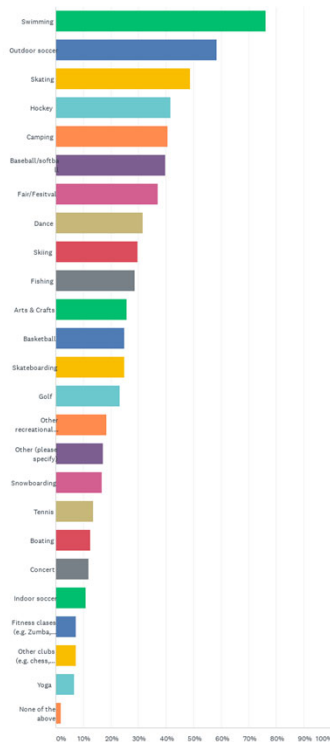
DATA Q19: Prior to COVID-19, how often would your child (children) participate in formal recreational programs on average?

Answered: 322 Skipped: 519

ANSWER CHOICES	RESPONSES	
Once a week or more	77.33%	249
1 to 3 times a month	10.56%	34
6 to 11 times a year	4.35%	14
5 times a year or less	2.80%	9
Never	4.97%	16
TOTAL		322

Q20: Prior to COVID-19, in what recreational activities or programs would your child (children) typically participate? Please select all that apply.

Answered: 310 Skipped: 531



Top Ten

1. Swimming - 76.13%
2. Outdoor soccer - 58.39%
3. Skating - 48.71%
4. Hockey - 41.61%
5. Camping - 40.65%
6. Baseball/softball - 39.68%
7. Fair/Festival - 37.10%
8. Dance - 31.61%
9. Skiing - 29.68%
10. Fishing - 28.71%

Close behind (above 20%): Arts & Crafts, Basketball, Skateboarding, Golf

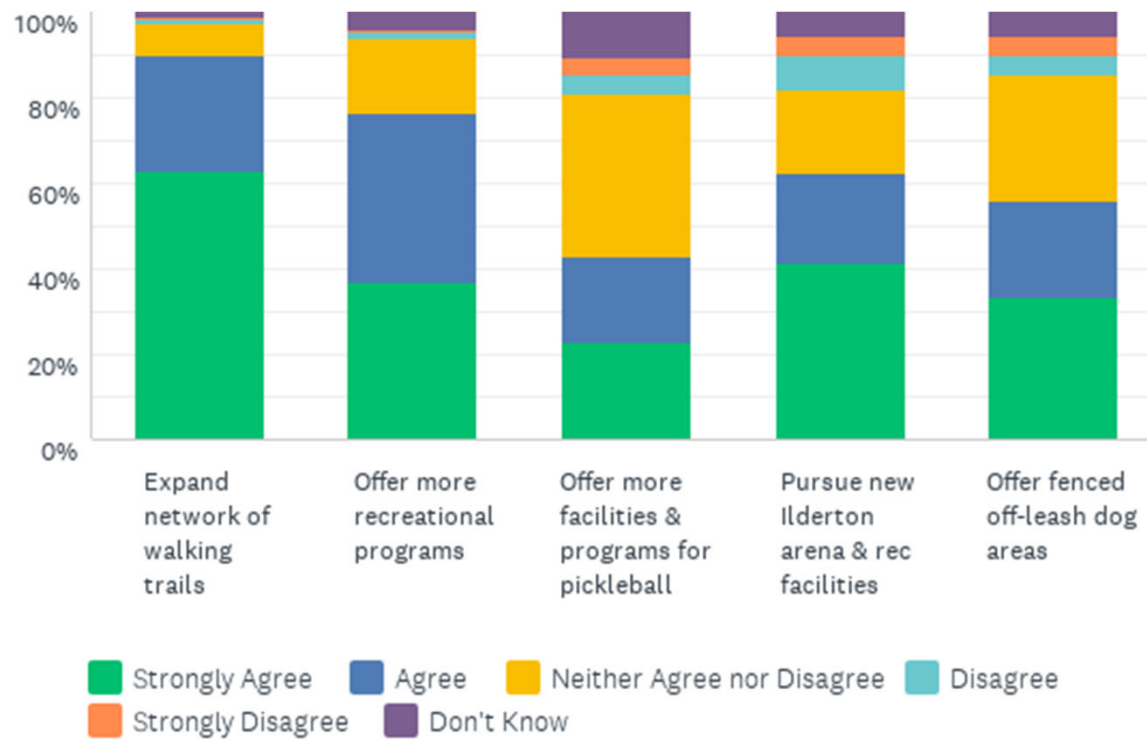
DATA Q20: Prior to COVID-19, in what recreational activities or programs would your child (children) typically participate? Please select all that apply.

Answered: 310 Skipped: 531

ANSWER CHOICES	RESPONSES	
Swimming	76.13%	236
Outdoor soccer	58.39%	181
Skating	48.71%	151
Hockey	41.61%	129
Camping	40.65%	126
Baseball/softball	39.68%	123
Fair/Festival	37.10%	115
Dance	31.61%	98
Skiing	29.68%	92
Fishing	28.71%	89
Arts & Crafts	25.81%	80
Basketball	24.84%	77
Skateboarding	24.84%	77
Golf	23.23%	72
Other recreational/fitness clubs	18.39%	57
Other (please specify)	17.10%	53
Snowboarding	16.77%	52
Tennis	13.55%	42
Boating	12.58%	39
Concert	11.94%	37
Indoor soccer	10.97%	34
Fitness classes (e.g. Zumba, boxing, aerobics, etc.)	7.42%	23
Other clubs (e.g. chess, bird watching, gardening, etc.)	7.42%	23
Yoga	6.77%	21
None of the above	1.94%	6
Total Respondents: 310		

Q21: Please indicate your level of agreement with the following statements. The Municipality should:

Answered: 680 Skipped: 161



DATA Q21: Please indicate your level of agreement with the following statements. The Municipality should:

Answered: 680 Skipped: 161

	STRONGLY AGREE	AGREE	NEITHER AGREE NOR DISAGREE	DISAGREE	STRONGLY DISAGREE	DON'T KNOW	TOTAL
Expand network of walking trails	63.11% 426	26.96% 182	7.26% 49	1.04% 7	0.44% 3	1.19% 8	675
Offer more recreational programs	36.76% 247	39.73% 267	17.71% 119	1.19% 8	0.74% 5	3.87% 26	672
Offer more facilities & programs for pickleball	23.03% 155	19.76% 133	38.04% 256	4.90% 33	4.01% 27	10.25% 69	673
Pursue new Ilderton arena & rec facilities	41.54% 280	21.07% 142	19.44% 131	8.01% 54	4.45% 30	5.49% 37	674
Offer fenced off-leash dog areas	33.58% 226	22.59% 152	29.12% 196	4.61% 31	4.61% 31	5.50% 37	673

Q22: If Middlesex Centre could do JUST ONE THING right now to improve recreational opportunities in our community, what should that be?

Answered: 577 Skipped: 264

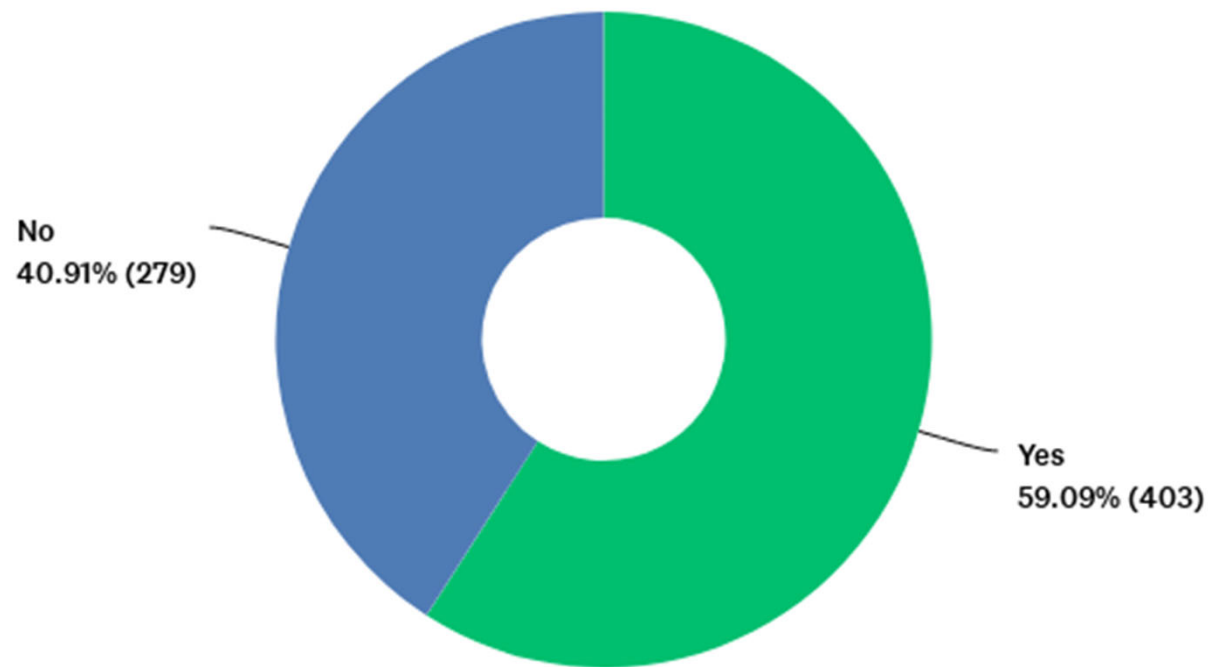
Wide variety of comments received. Often comments were for amenities for a specific community in Middlesex Centre. Most supported more recreational opportunities, but a few (less than 5) were concerned about spending taxpayers dollars.

There was broad support for:

1. Building, connecting and enhancing trails and sidewalks for walking, hiking and cycling
2. Swimming pool / aquatic facilities
3. Off-leash dog park(s)
4. New/enhanced arena(s) and recreational facility in Ilderton
5. Curling facilities
6. Pickleball facilities and programs
7. Adding new neighbourhood parks and/or adding amenities to existing parks
8. Programming and amenities for seniors

Q23: Would you like to answer a few more questions about your satisfaction with and funding for Municipality of Middlesex Centre parks and recreational facilities?

Answered: 682 Skipped: 159



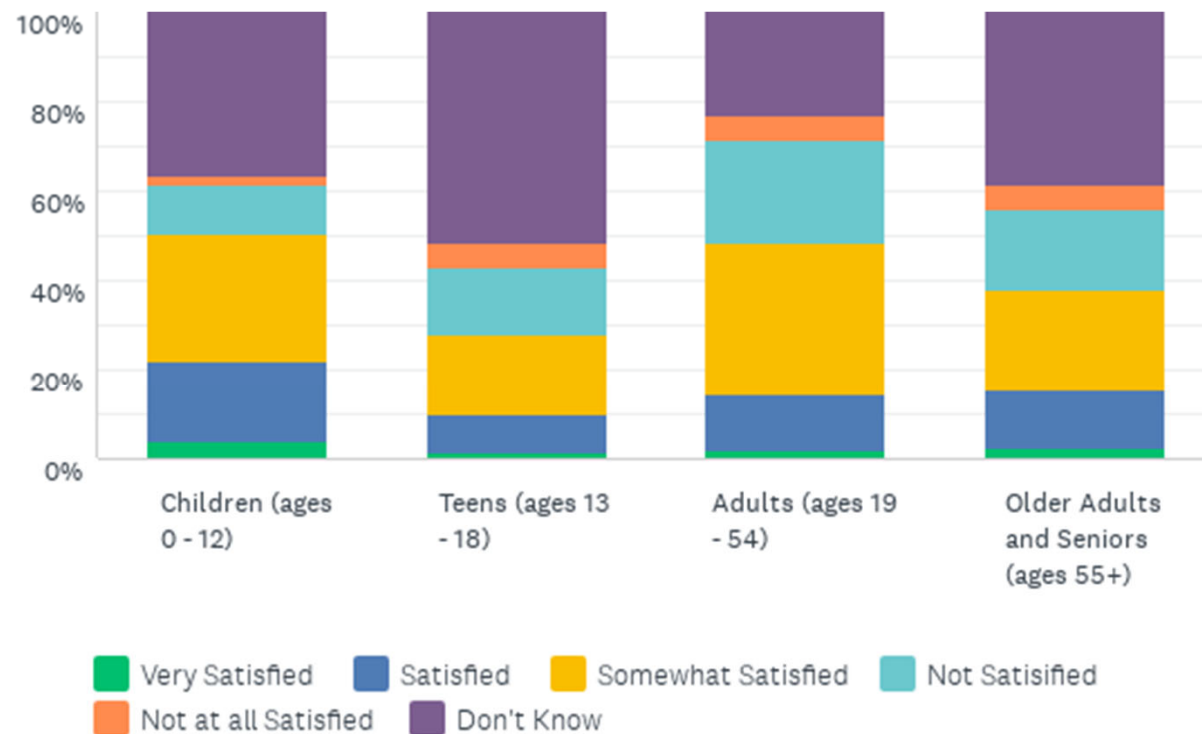
DATA Q23: Would you like to answer a few more questions about your satisfaction with and funding for Municipality of Middlesex Centre parks and recreational facilities?

Answered: 682 Skipped: 159

ANSWER CHOICES	RESPONSES	
Yes	59.09%	403
No	40.91%	279
TOTAL		682

Q24: Please indicate your level of satisfaction with the recreational opportunities in Middlesex Centre for the following age groups:

Answered: 397 Skipped: 444



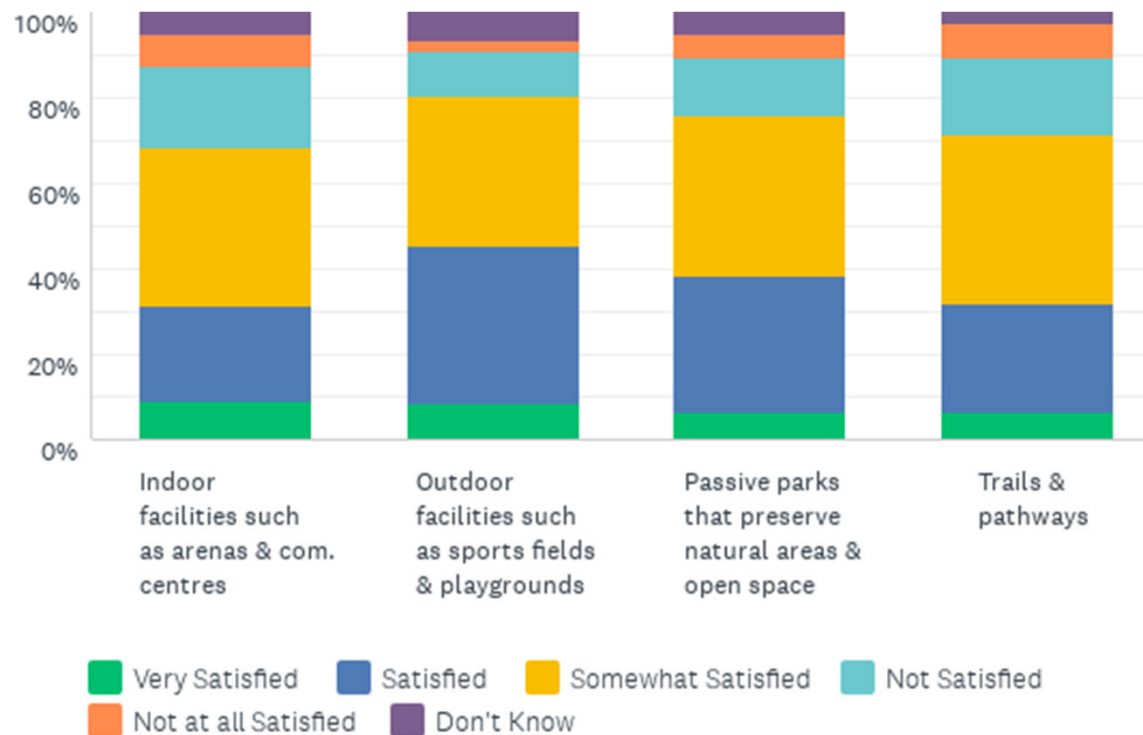
DATA Q24: Please indicate your level of satisfaction with the recreational opportunities in Middlesex Centre for the following age groups:

Answered: 397 Skipped: 444

	VERY SATISFIED	SATISFIED	SOMEWHAT SATISFIED	NOT SATISFIED	NOT AT ALL SATISFIED	DON'T KNOW	TOTAL
Children (ages 0 - 12)	4.22% 16	17.68% 67	28.50% 108	11.08% 42	1.85% 7	36.68% 139	379
Teens (ages 13 - 18)	1.63% 6	8.17% 30	17.98% 66	15.26% 56	5.45% 20	51.50% 189	367
Adults (ages 19 - 54)	2.14% 8	12.60% 47	33.51% 125	23.32% 87	5.63% 21	22.79% 85	373
Older Adults and Seniors (ages 55+)	2.62% 10	13.09% 50	22.25% 85	18.06% 69	5.50% 21	38.48% 147	382

Q25: Please indicate how satisfied you are with the following facilities in Middlesex Centre:

Answered: 395 Skipped: 446



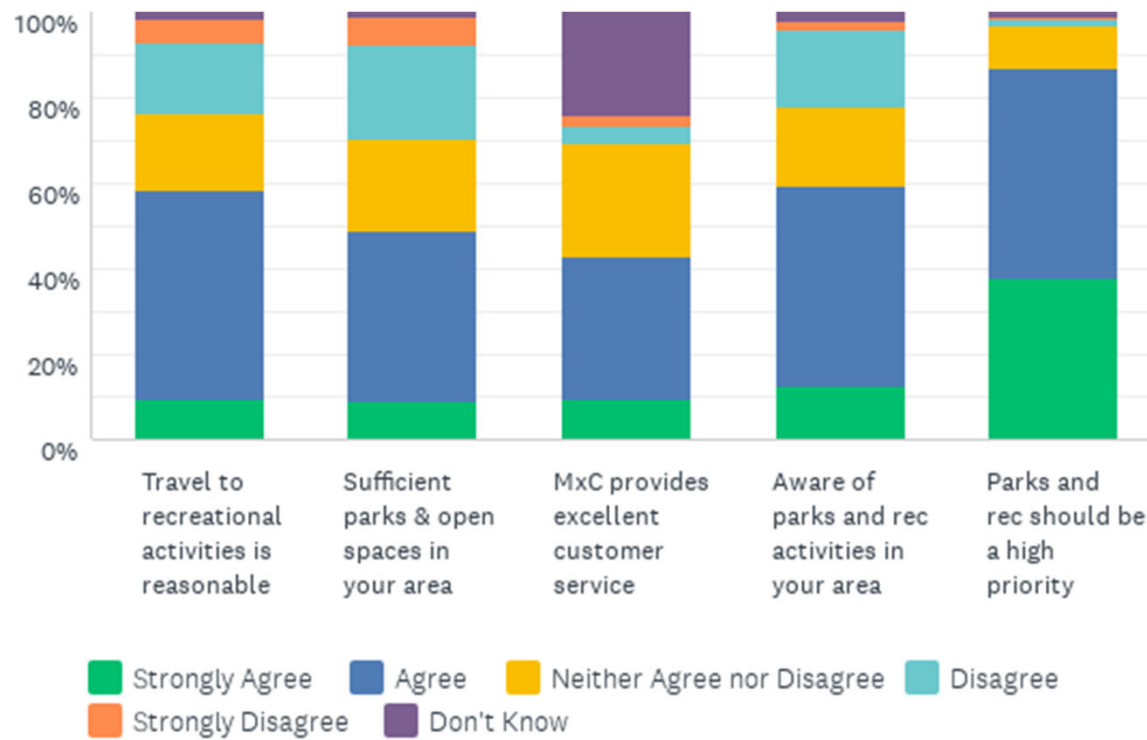
DATA Q25: Please indicate how satisfied you are with the following facilities in Middlesex Centre:

Answered: 395 Skipped: 446

	VERY SATISFIED	SATISFIED	SOMEWHAT SATISFIED	NOT SATISFIED	NOT AT ALL SATISFIED	DON'T KNOW	TOTAL
Indoor rec facilities such as arenas & community centres	9.11% 36	22.53% 89	36.71% 145	19.24% 76	7.59% 30	4.81% 19	395
Outdoor rec facilities such as sports fields & playgrounds	8.38% 33	37.06% 146	35.03% 138	10.41% 41	2.79% 11	6.35% 25	394
Passive parks that preserve natural areas & open space	6.38% 25	32.14% 126	37.50% 147	13.52% 53	5.36% 21	5.10% 20	392
Trails & pathways	6.41% 25	25.64% 100	39.49% 154	17.95% 70	8.21% 32	2.31% 9	390

Q26: Please indicate your level of agreement with the following statements:

Answered: 395 Skipped: 446



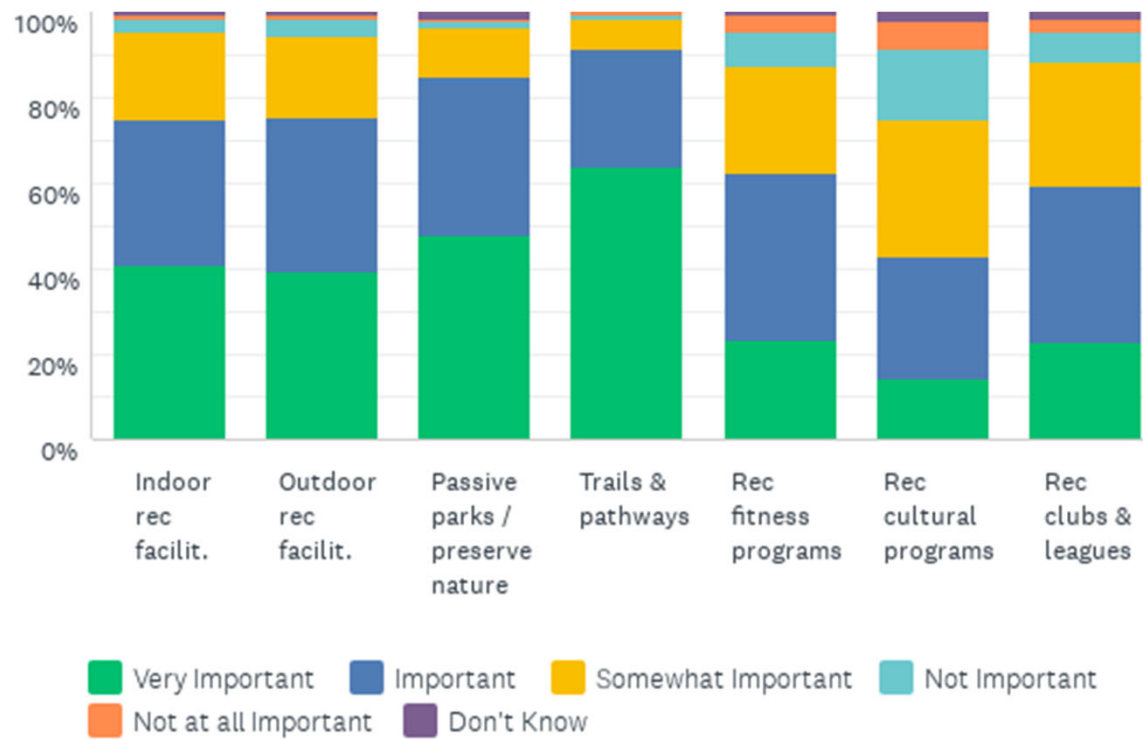
DATA Q26: Please indicate your level of agreement with the following statements:

Answered: 395 Skipped: 446

	STRONGLY AGREE	AGREE	NEITHER AGREE NOR DISAGREE	DISAGREE	STRONGLY DISAGREE	DON'T KNOW	TOTAL
The amount of time it takes for your household to travel to recreational activities is reasonable.	9.64% 38	48.73% 192	18.02% 71	16.50% 65	5.84% 23	1.27% 5	394
There are sufficient parks and open spaces in your area to meet the needs of your household.	8.86% 35	40.00% 158	21.52% 85	22.28% 88	6.58% 26	0.76% 3	395
Municipal staff provide excellent customer service.	9.62% 38	33.42% 132	26.33% 104	4.30% 17	2.53% 10	23.80% 94	395
Your household is generally aware of the parks and recreation activities that are available in your area.	12.41% 49	47.34% 187	18.48% 73	17.97% 71	2.03% 8	1.77% 7	395
Parks and recreation services should be a high priority for Municipal Council.	38.17% 150	48.85% 192	9.92% 39	1.53% 6	0.76% 3	0.76% 3	393

Q27: Please indicate how important the following items are to your household.

Answered: 393 Skipped: 448



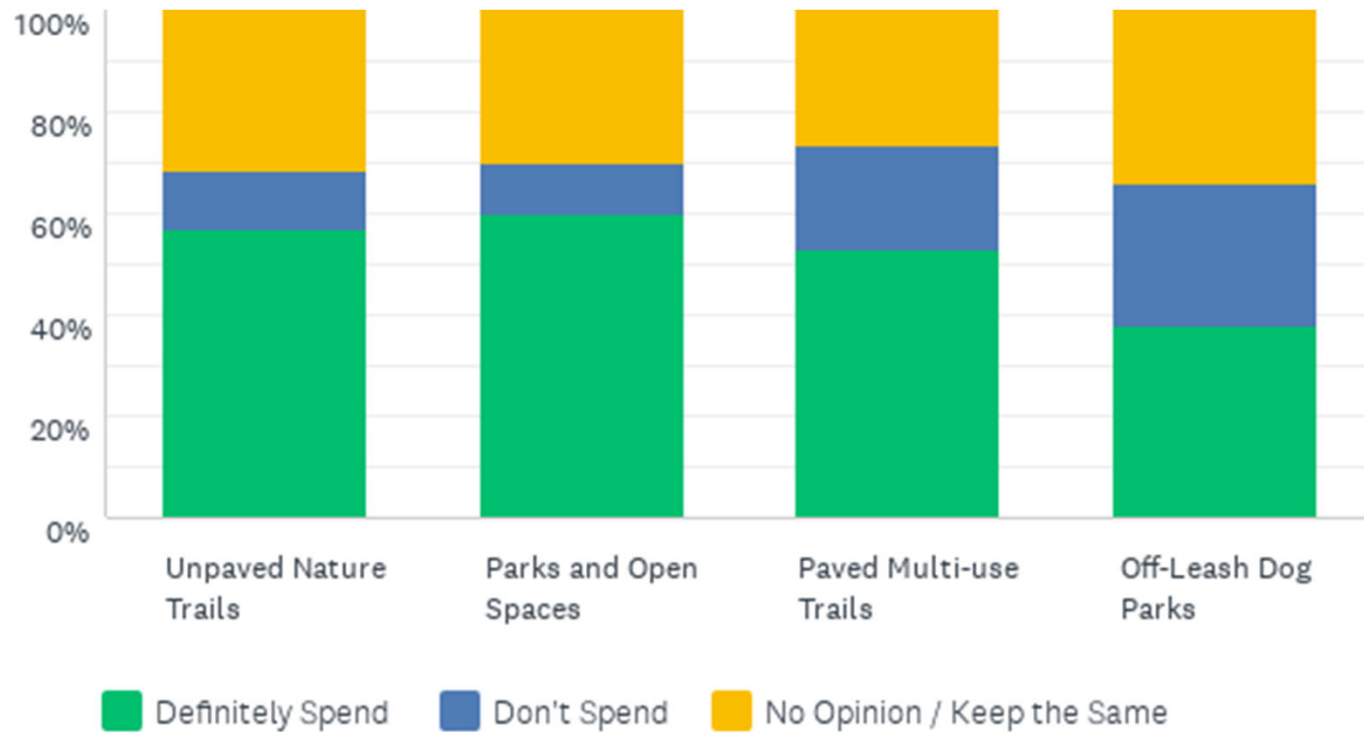
DATA Q27: Please indicate how important the following items are to your household.

Answered: 393 Skipped: 448

	VERY IMPORTANT	IMPORTANT	SOMEWHAT IMPORTANT	NOT IMPORTANT	NOT AT ALL IMPORTANT	DON'T KNOW	TOTAL
Indoor recreational facilities such as arenas and community centres	40.97% 161	34.10% 134	20.36% 80	3.05% 12	1.02% 4	0.51% 2	393
Outdoor recreational facilities such as sports fields and playgrounds	39.64% 155	35.81% 140	19.18% 75	4.09% 16	0.77% 3	0.51% 2	391
Passive parks that preserve natural areas and open space	47.96% 188	36.99% 145	11.48% 45	1.53% 6	0.51% 2	1.53% 6	392
Trails & pathways	63.78% 250	27.55% 108	7.14% 28	1.28% 5	0.26% 1	0.00% 0	392
Recreational fitness programs or classes	23.59% 92	38.72% 151	25.38% 99	7.69% 30	4.10% 16	0.51% 2	390
Recreational cultural programs like cooking, art or music	14.62% 57	28.46% 111	31.79% 124	16.41% 64	6.67% 26	2.05% 8	390
Recreational opportunities like clubs and leagues	23.21% 91	36.48% 143	28.57% 112	7.14% 28	3.06% 12	1.53% 6	392

Q28: To what degree should the Municipality spend **ADDITIONAL** public funds on the following types of passive use outdoor facilities?

Answered: 395 Skipped: 446



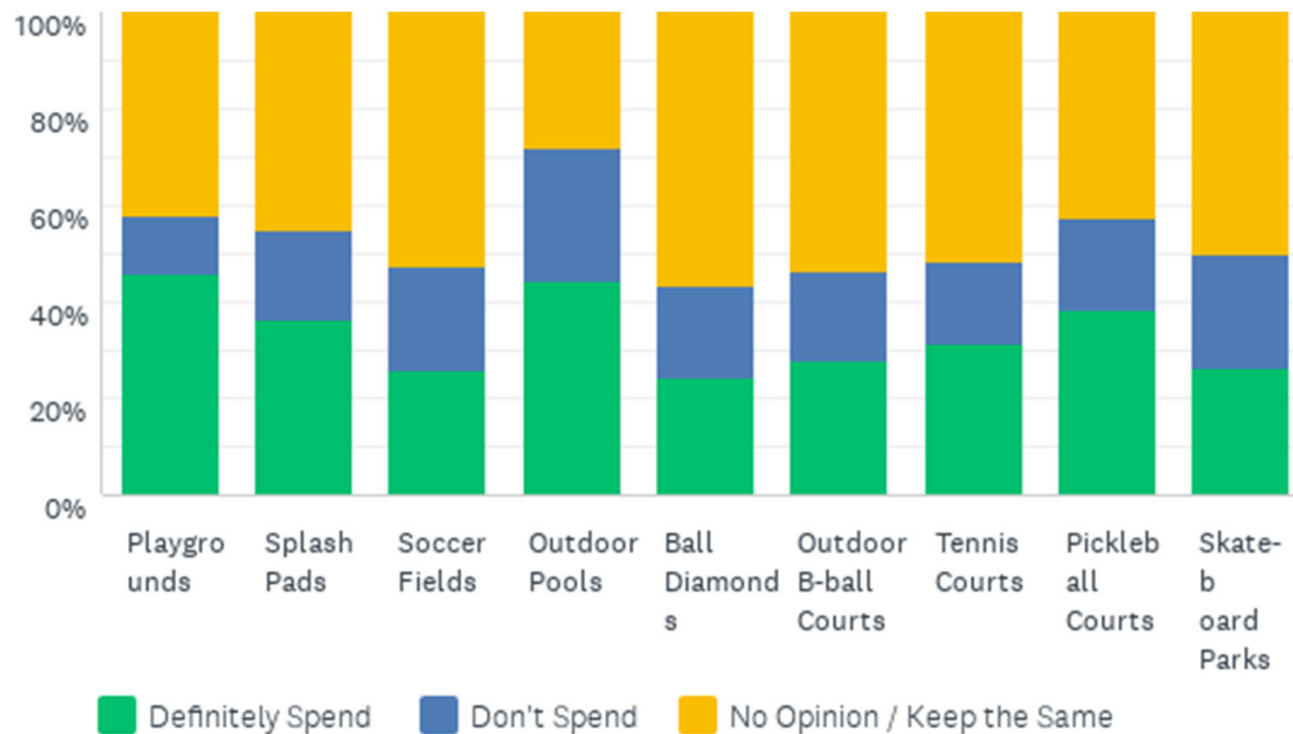
DATA Q28: To what degree should the Municipality spend ADDITIONAL public funds on the following types of passive use outdoor facilities?

Answered: 395 Skipped: 446

	DEFINITELY SPEND	DON'T SPEND	NO OPINION / KEEP THE SAME	TOTAL
Unpaved Nature Trails	56.89% 223	11.48% 45	31.63% 124	392
Parks and Open Spaces	60.21% 233	9.56% 37	30.23% 117	387
Paved Multi-use Trails	52.82% 206	20.77% 81	26.41% 103	390
Off-Leash Dog Parks	38.21% 149	27.69% 108	34.10% 133	390

Q29: To what degree should the Municipality spend **ADDITIONAL** public funds on the following types of active use outdoor facilities?

Answered: 394 Skipped: 447



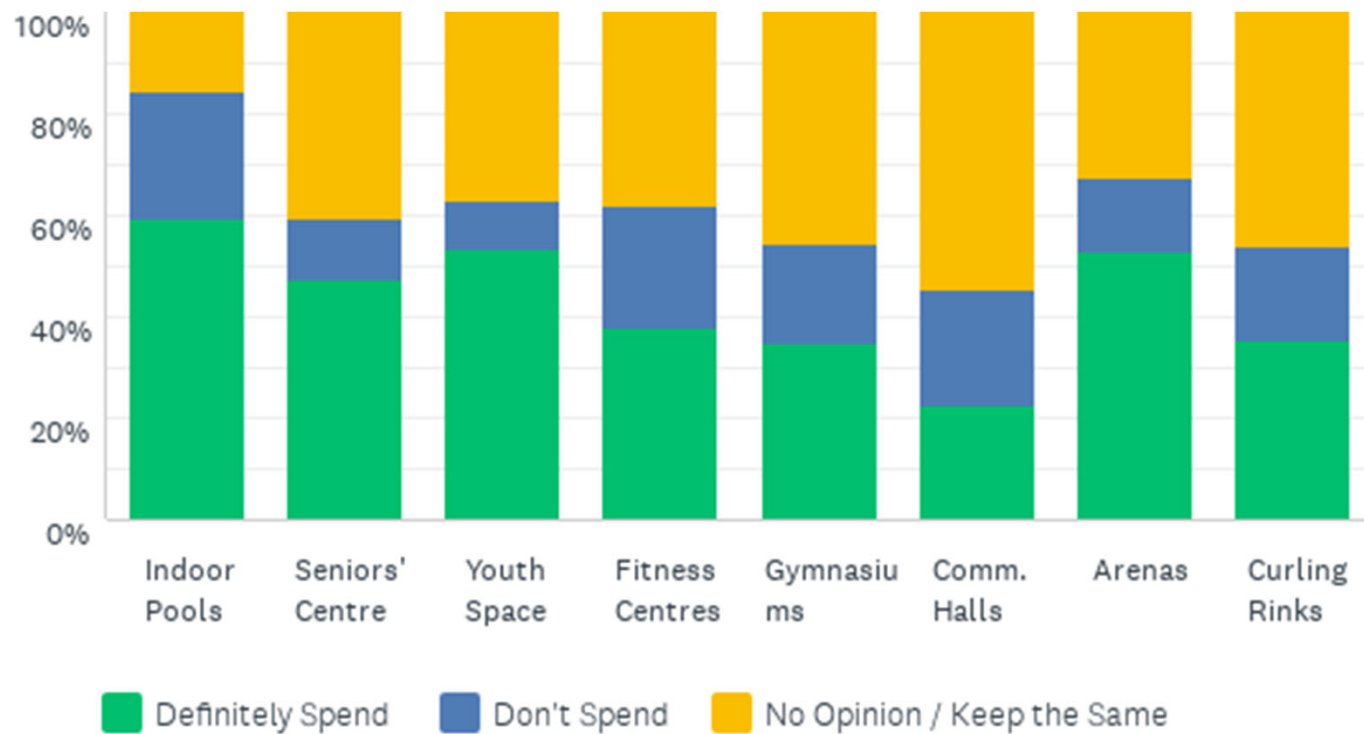
DATA Q29: To what degree should the Municipality spend ADDITIONAL public funds on the following types of active use outdoor facilities?

Answered: 394 Skipped: 447

	DEFINITELY SPEND	DON'T SPEND	NO OPINION / KEEP THE SAME	TOTAL
Playgrounds	46.02% 179	12.08% 47	41.90% 163	389
Children's Splash Pads	36.69% 142	18.35% 71	44.96% 174	387
Soccer Fields	25.84% 100	21.71% 84	52.45% 203	387
Outdoor Swimming Pools	44.33% 172	27.84% 108	27.84% 108	388
Baseball or Softball Diamonds	24.55% 95	18.86% 73	56.59% 219	387
Outdoor Basketball Courts	27.91% 108	18.35% 71	53.75% 208	387
Tennis Courts	31.43% 121	16.88% 65	51.69% 199	385
Pickleball Courts	38.72% 151	18.97% 74	42.31% 165	390
Skateboard Parks	26.74% 104	23.39% 91	49.87% 194	389

Q30: To what degree should the Municipality spend **ADDITIONAL** public funds on the following types of indoor facilities?

Answered: 391 Skipped: 450



DATA Q30: To what degree should the Municipality spend ADDITIONAL public funds on the following types of indoor facilities?

Answered: 391 Skipped: 450

	DEFINITELY SPEND	DON'T SPEND	NO OPINION / KEEP THE SAME	TOTAL
Indoor Swimming Pools	59.74% 233	24.87% 97	15.38% 60	390
Seniors' Centre or Dedicated Space	47.68% 185	11.60% 45	40.72% 158	388
Youth-oriented Space	53.26% 204	9.92% 38	36.81% 141	383
Fitness Centres	38.18% 147	23.64% 91	38.18% 147	385
Gymnasiums	34.99% 134	19.58% 75	45.43% 174	383
Community Hall or Banquet Rooms	22.45% 86	23.24% 89	54.31% 208	383
Arenas	52.99% 204	14.29% 55	32.73% 126	385
Curling Rinks	35.58% 137	18.18% 70	46.23% 178	385

Q31: Please indicate the total number of persons within your household that fall into the following age categories.

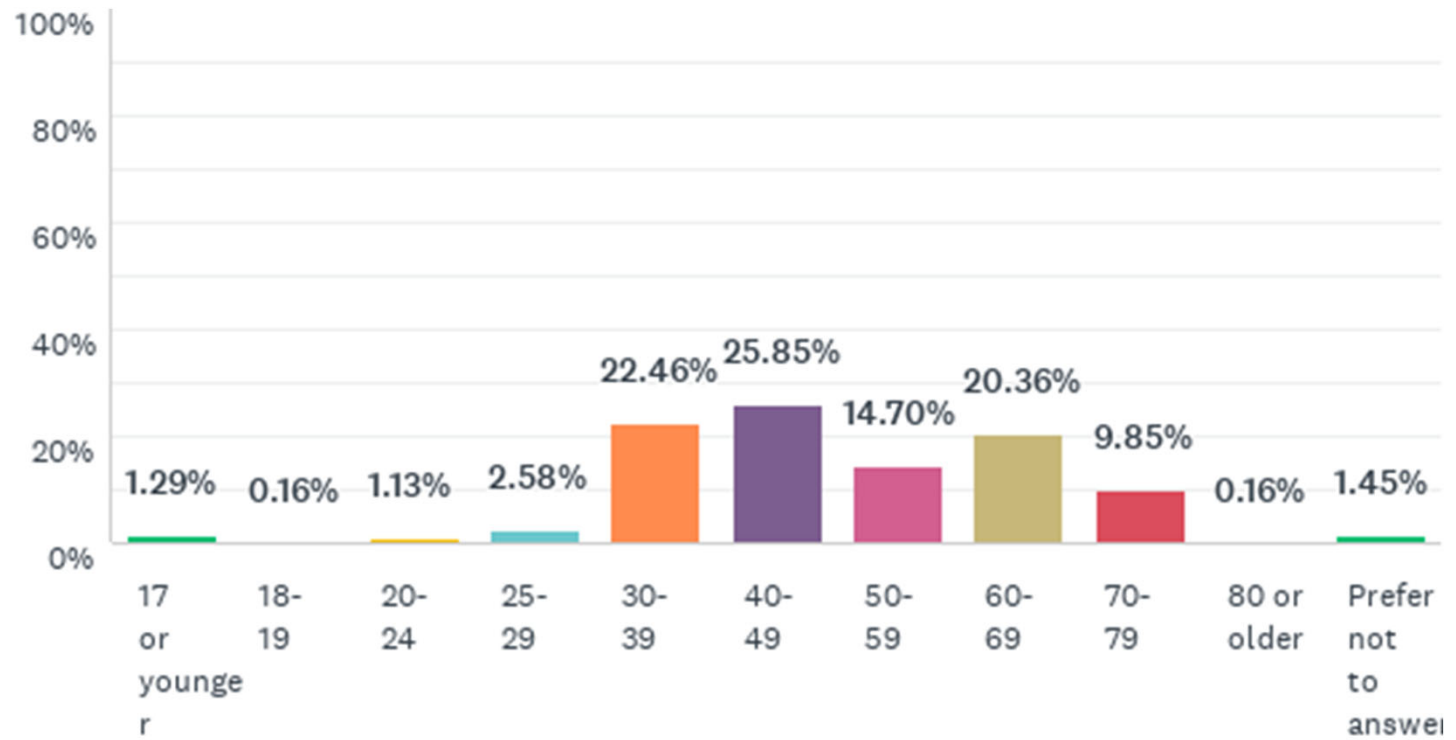
Answered: 655 Skipped: 186

Number of People in Household	Number of Households	Age Distribution				
		under 10 years	10 - 19 years	20 - 34 years	35 - 54 years	55+ years
1	20	0	0	2	4	14
2	240	0	4	40	62	374
3	98	35	40	53	104	62
4	186	184	130	97	288	45
5	90	114	112	52	152	20
6 or More	16	33	30	6	28	4
Average	3.21					

Number of households does not equal number of responses as some answered all 0s.

Q32: What is your age?

Answered: 619 Skipped: 222



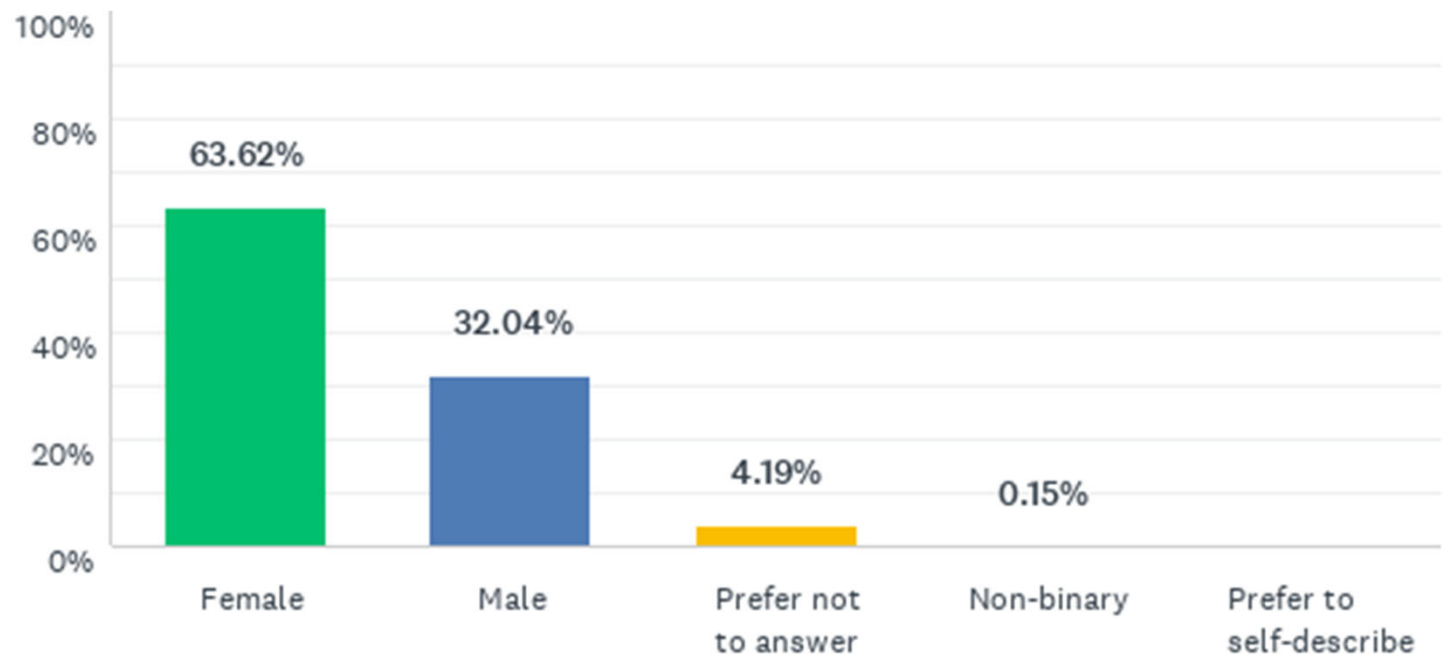
DATA Q32: What is your age?

Answered: 619 Skipped: 222

ANSWER CHOICES	RESPONSES	
17 or younger	1.29%	8
18-19	0.16%	1
20-24	1.13%	7
25-29	2.58%	16
30-39	22.46%	139
40-49	25.85%	160
50-59	14.70%	91
60-69	20.36%	126
70-79	9.85%	61
80 or older	0.16%	1
Prefer not to answer	1.45%	9
TOTAL		619

Q33: What is your gender?

Answered: 668 Skipped: 173



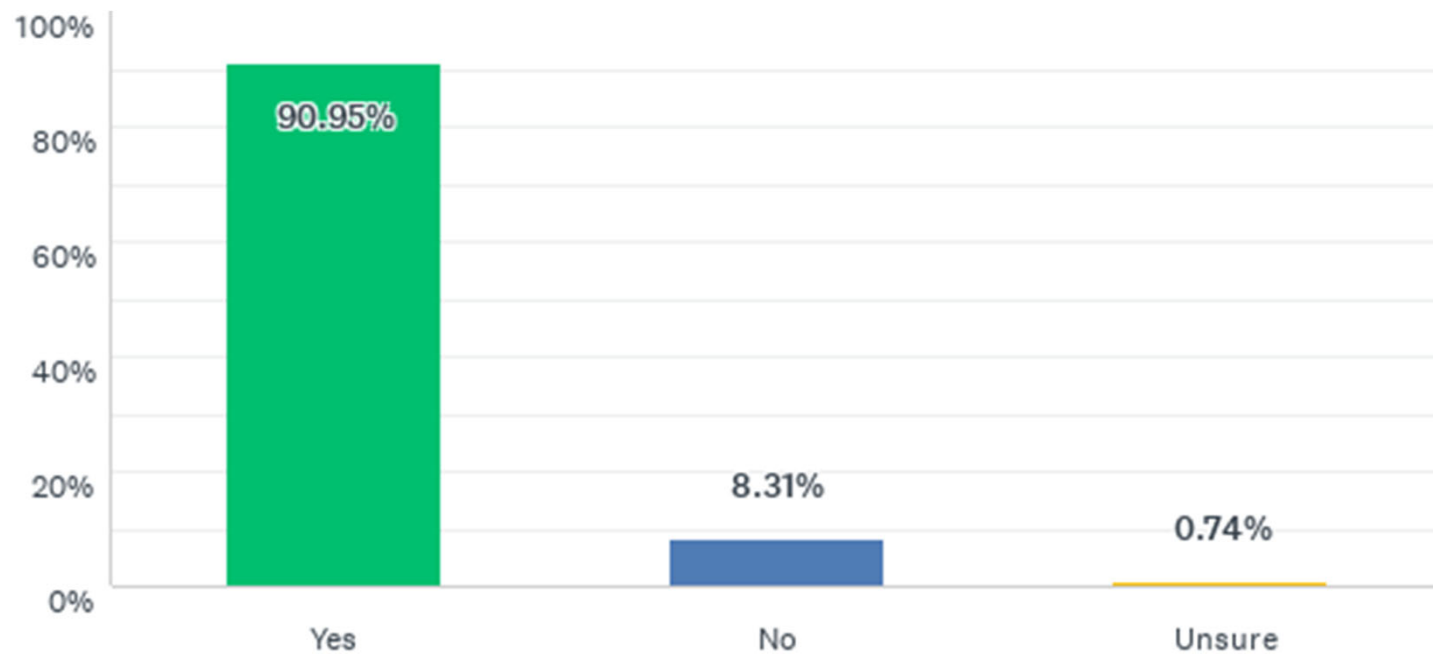
DATA Q33: What is your gender?

Answered: 668 Skipped: 173

ANSWER CHOICES	RESPONSES	
Female	63.62%	425
Male	32.04%	214
Prefer not to answer	4.19%	28
Non-binary	0.15%	1
Prefer to self-describe:	0.00%	0
TOTAL		668

Q34: Do you live in the Municipality of Middlesex Centre?

Answered: 674 Skipped: 167



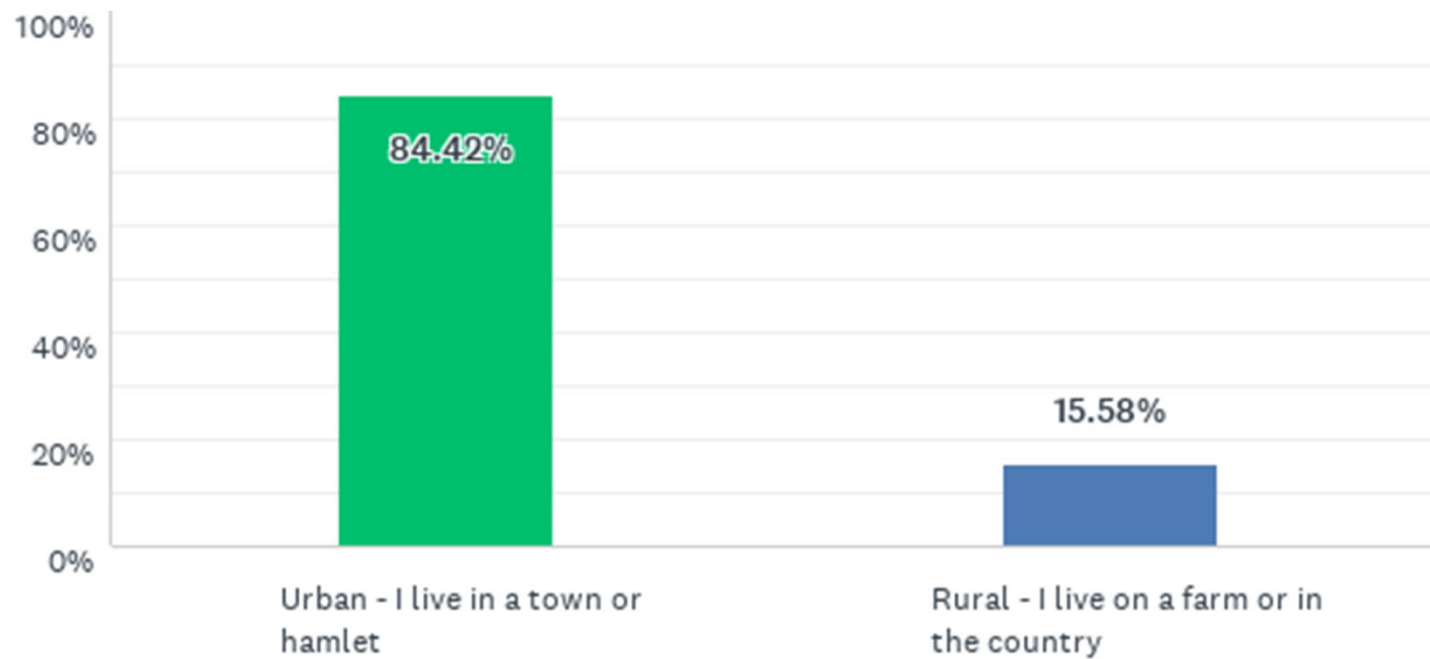
DATA Q34: Do you live in the Municipality of Middlesex Centre?

Answered: 674 Skipped: 167

ANSWER CHOICES	RESPONSES	
Yes	90.95%	613
No	8.31%	56
Unsure	0.74%	5
TOTAL		674

Q35: Do you consider your home to be rural or urban? (Asked of those from Middlesex Centre)

Answered: 616 Skipped: 225



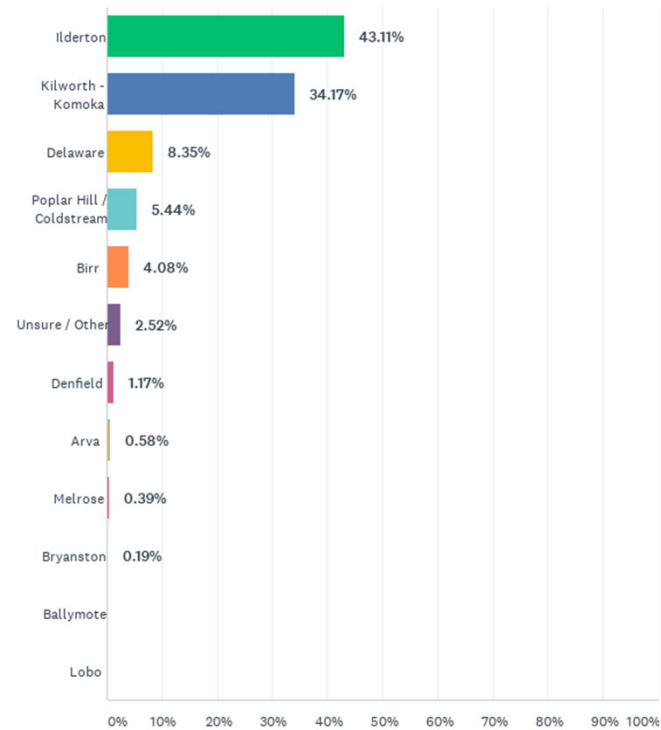
DATA Q35: Do you consider your home to be rural or urban? (Asked of those from Middlesex Centre)

Answered: 616 Skipped: 225

ANSWER CHOICES	RESPONSES	
Urban - I live in a town or hamlet	84.42%	520
Rural - I live on a farm or in the country	15.58%	96
TOTAL		616

Q36: Which town or hamlet do you live in?
(Asked of those from Middlesex Centre and from urban area)

Answered: 515 Skipped: 326



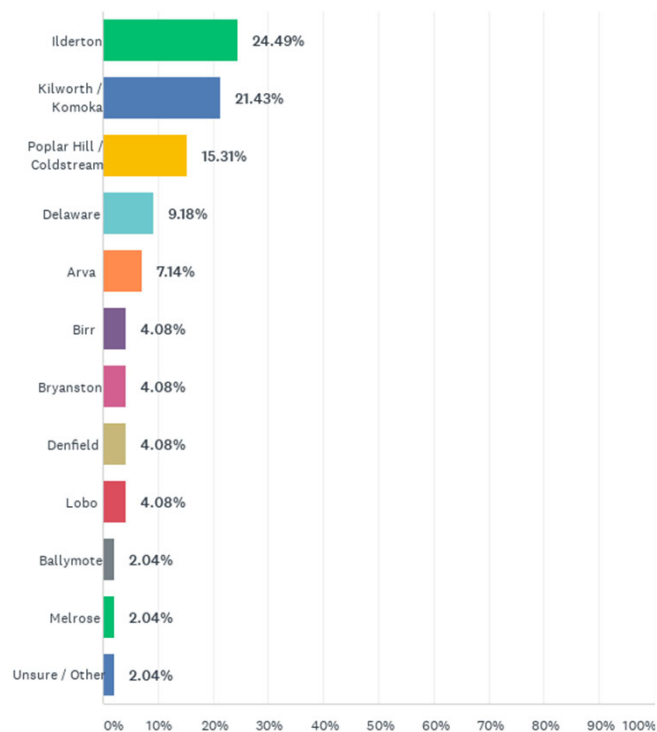
DATA Q36: Which town or hamlet do you live in?
(Asked of those from Middlesex Centre and from urban area)

Answered: 515 Skipped: 326

ANSWER CHOICES	RESPONSES	
Ilderton	43.11%	222
Kilworth - Komoka	34.17%	176
Delaware	8.35%	43
Poplar Hill / Coldstream	5.44%	28
Birr	4.08%	21
Unsure / Other	2.52%	13
Denfield	1.17%	6
Arva	0.58%	3
Melrose	0.39%	2
Bryanston	0.19%	1
Ballymote	0.00%	0
Lobo	0.00%	0
TOTAL		515

Q37: Which town or hamlet do you live closest to? (Asked of those from Middlesex Centre and from rural area)

Answered: 98 Skipped: 743



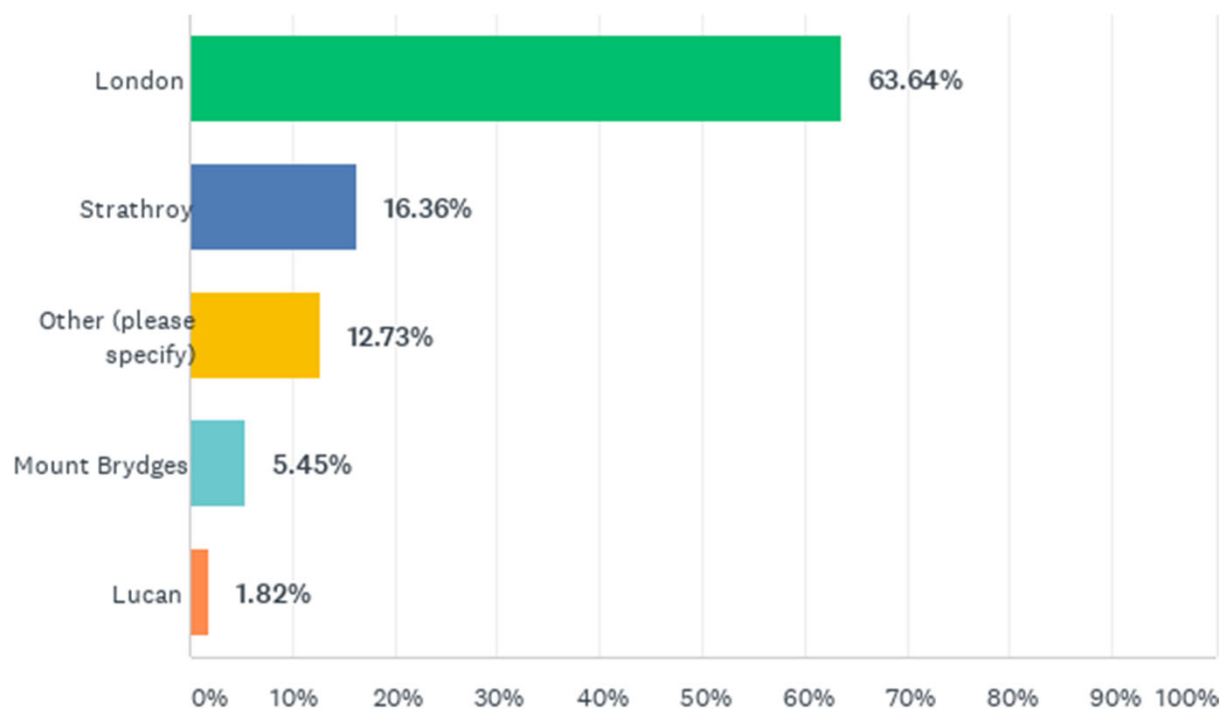
DATA Q37: Which town or hamlet do you live closest to?
(Asked of those from Middlesex Centre and from rural area)

Answered: 98 Skipped: 743

ANSWER CHOICES	RESPONSES	
Ilderton	24.49%	24
Kilworth / Komoka	21.43%	21
Poplar Hill / Coldstream	15.31%	15
Delaware	9.18%	9
Arva	7.14%	7
Birr	4.08%	4
Bryanston	4.08%	4
Denfield	4.08%	4
Lobo	4.08%	4
Ballymote	2.04%	2
Melrose	2.04%	2
Unsure / Other	2.04%	2
TOTAL		98

Q38: Which community are you from?
(Asked of those indicating they are not from Middlesex Centre)

Answered: 55 Skipped: 786



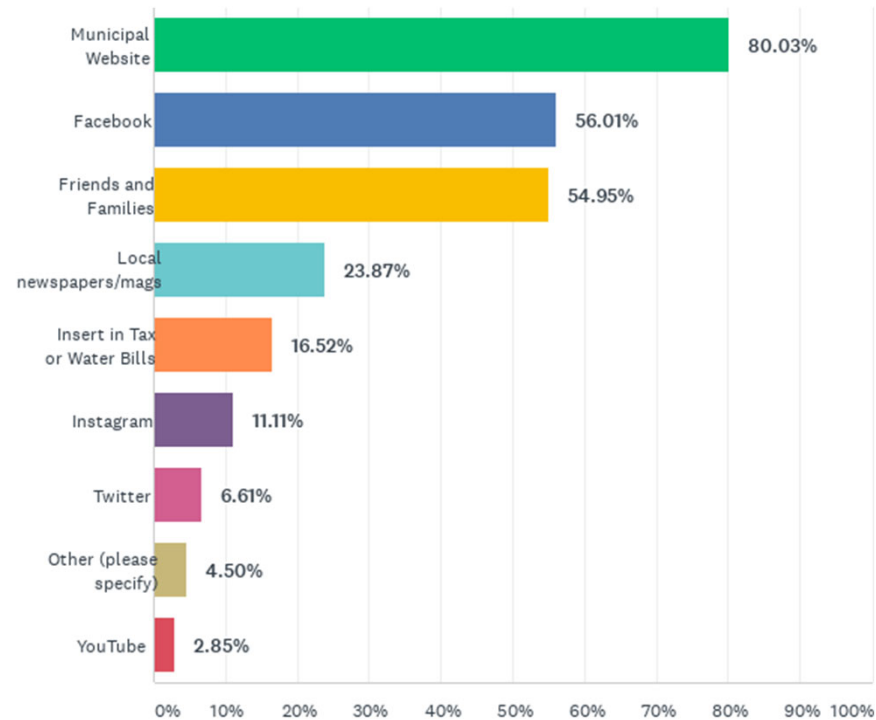
DATA Q38: Which community are you from?
(Asked of those indicating they are not from Middlesex Centre)

Answered: 55 Skipped: 786

ANSWER CHOICES	RESPONSES	
London	63.64%	35
Strathroy	16.36%	9
Other (please specify)	12.73%	7
Mount Brydges	5.45%	3
Lucan	1.82%	1
TOTAL		55

Q39: Finally, where would you go to find information about Middlesex Centre parks and recreational programs and facilities? Select all that apply.

Answered: 666 Skipped: 175



DATA Q39: Finally, where would you go to find information about Middlesex Centre parks and recreational programs and facilities? Select all that apply.

Answered: 666 Skipped: 175

ANSWER CHOICES	RESPONSES	
Municipal Website	80.03%	533
Facebook	56.01%	373
Friends and Families	54.95%	366
Local newspapers/mags	23.87%	159
Insert in Tax or Water Bills	16.52%	110
Instagram	11.11%	74
Twitter	6.61%	44
Other (please specify)	4.50%	30
YouTube	2.85%	19
Total Respondents: 666		