



**MIDDLESEX OPP DETACHMENT BOARD
CONSEIL DU DÉTACHEMENT DE MIDDLESEX
DE LA POLICE PROVINCIALE**

**MIDDLESEX OPP DETACHMENT
DÉTACHEMENT DE MIDDLESEX DE LA POLICE PROVINCIALE**

Middlesex OPP Detachment Board

Meeting Agenda

January 21, 2026 - 2:00 p.m.

Council Chamber - Middlesex Centre Municipal Office

10227 Ilderton Road, Coldstream, Ontario

- 1. Call to Order**
- 2. Declaration(s) of Conflict of Interest**
- 3. Selection of Chair and Vice Chair**

The members of the board shall, at the first meeting in each year, select from amongst its members, a Chair and a Vice Chair. The election of the Chair will be conducted by the Secretary; the election of the Vice Chair shall be conducted by the Chair.

4. Approval of Minutes

- a. Minutes of the November 26, 2025 Middlesex OPP Detachment Board Meeting

Recommendation: THAT the minutes of the November 26, 2025 meeting of the Middlesex OPP Detachment Board be approved.

5. Presentations to the Board

- a. Municipal Policing Unit Billing Model Presentation

Sgt. Pete Marshall, Municipal Policing Specialist, to deliver a presentation about OPP billing models.

6. OPP Detachment Commander Update

Davide Barnabi, Interim Detachment Commander, to provide an activity report.

Recommendation: THAT the January 2026 OPP Detachment Board Report from Interim Detachment Commander Barnabi be received for information.

7. Reports to the Board

a. Member Activity Reports

i. Member Maudsley – OAPSB Zone Working Group Update

Recommendation: THAT the member activity report be received for information.

b. Financial Reports

i. Finalized 2026 Budget

ii. 2025 Budget-to-Actual (As of January 14, 2026)

Recommendation: THAT the financial reports be received for information.

8. Correspondence

a. Inspector General of Policing Memo - Public Release of the first Decisions by the Inspector General of Policing with accompanying Findings Reports

b. Office of the Solicitor General & Ministry of Municipal Affairs and Housing – Clarification re: Strong Mayor Powers and Municipal Police Service Board Budgets

Note: While the Middlesex OPP Detachment Board is not a municipal police service board, this communication is provided for awareness.

Recommendation: THAT correspondence items 8a and 8b be received for information.

9. Adjournment

The next meeting of the Middlesex OPP Detachment Board is scheduled for Wednesday, March 18 @ 2:00 p.m. at the Middlesex Centre Municipal Office.

Recommendation: THAT the January 21, 2026 meeting of the Middlesex OPP Detachment Board adjourn at _____ p.m.



**MIDDLESEX OPP DETACHMENT BOARD
CONSEIL DU DÉTACHEMENT DE MIDDLESEX
DE LA POLICE PROVINCIALE**

**MIDDLESEX OPP DETACHMENT
DÉTACHEMENT DE MIDDLESEX DE LA POLICE PROVINCIALE**

Middlesex OPP Detachment Board

Meeting Minutes

November 26, 2025 – 2:00 p.m.

Council Chamber – Middlesex Centre Municipal Office

10227 Ilderton Road, Coldstream, Ontario

Members Present: John Brennan, Chair (Middlesex Centre); Sue Clarke, Vice Chair (Adelaide Metcalfe, Southwest Middlesex, Newbury); Michelle Smibert (Thames Centre); Bill Irwin (North Middlesex, Lucan Biddulph); Murray Faulkner (Community Representative); Marigay Wilkins (Community Representative); Jim Maudsley (Provincial Appointee)

Others Present: Davide Barnabi, Interim Detachment Commander; Constable Jeff Hare (OPP); Jennifer Mann (OPP); Brianna Hammer-Keidel (Municipal Clerk & Board Secretary – Middlesex Centre); Sean Miller (Financial Analyst – Middlesex Centre); Tiffany Farrell (Acting CAO – Middlesex Centre); Morgan Calvert (CAO – Adelaide Metcalfe)

1. Call to Order

Chair Brennan calls the meeting to order at 2:04 p.m.

2. Declaration(s) of Conflict of Interest

None declared.

3. Community Representative and Council Representative Appointments

- a. Appointment from North Middlesex and Lucan Biddulph – Councillor Bill Irwin

Moved by Member Smibert
Seconded by Member Clarke
THAT the appointment of Councillor Bill Irwin representing the municipalities of North Middlesex and Lucan Biddulph on the Middlesex OPP Detachment Board be received.

Carried.

b. Community Representative Letter of Interest – Marigay Wilkins

Moved by Member Maudsley
Seconded by Member Faulkner
THAT Marigay Wilkins be appointed as a Community Representative to the Middlesex OPP Detachment Board for the remainder of the 2022-2026 term ending November 14, 2026.

Carried.

4. Administration of the Oath of Office

Incoming Members Irwin and Wilkins complete the Affirmation of Office for members of police service boards, O.P.P. Detachment boards, and First Nation O.P.P. boards, in accordance with O. Reg. 416/23.

5. Approval of Minutes

a. Minutes of the August 27, 2025 Middlesex OPP Detachment Board Meeting

Moved by Member Smibert
Seconded by Member Maudsley
THAT the minutes of the August 27, 2025 Middlesex OPP Detachment Board be approved as written.

Carried.

6. Presentations

a. OPP Community Engagement

PC Jeff Hare, Media Relations and Community Engagement Officer, presents a proposal for community engagement initiatives and requests financial support from the Detachment Board.

Moved by Member Maudsley

Seconded by Member Faulkner

THAT the board policies be amended to include funding considerations for community engagement and professional development opportunities at the discretion of the board.

Carried.

Moved by Member Smibert

Seconded by Member Clarke

THAT the Middlesex OPP Detachment Board provide funding for Officer Hare to attend the Committee of Youth Officers for the Province of Ontario conference in Niagara Falls, ON, at an expense of \$950.

Carried.

7. OPP Detachment Commander Update

Davide Barnabi, Interim Detachment Commander, provides an activity report.

Moved by Member Maudsley

Seconded by Member Faulkner

THAT the November 2025 OPP Detachment Board Report from Interim Detachment Commander Barnabi be received for information.

Carried.

8. Reports to the Board

a. Engagement with Middlesex County Engineering

The Board Secretary reports that County Engineering is happy to work with the OPP and facilitate even greater communication when road closures occur and when new road designs are considered.

b. 2025 Budget to Actual

The Middlesex Centre Financial Analyst presents the 2025 Budget to Actuals to the Board.

9. 2026 Board Budget Discussion

Moved by Member Irwin

Seconded by Member Clarke

THAT the 2026 draft budget for the administration of the Middlesex OPP Detachment Board be approved with the following amendments:

- THAT the 2026 OAPSB Membership Renewal be updated to \$4,900;
- THAT the Board Administration budget line be increased to \$8,000;
- THAT the Board Conference budget line be increased to \$8,000.

Carried.

Moved by Member Maudsley

Seconded by Member Wilkins

THAT the board resume payment of per diems for its OAPSB representative at the following rates:

- 25% of the per diem for a meeting of 30 minutes or less;
- 50% of the per diem for meetings of 30-90 minutes;
- 100% of the per diem for meetings exceeding 90 minutes;

AND FURTHER THAT the representative to the OAPSB and Zone 6 report back to the board regarding meeting proceedings.

Carried.

10. Correspondence

- a. Solicitor General – Funding Announcement re: Mobile Crisis Response Team
- b. MPP Steve Pinsonneault - Funding Announcement re: Mobile Crisis Response Team

Moved by Member Smibert

Seconded by Member Clarke

THAT the correspondence items regarding funding for the Mobile Crisis Response Team be received for information.

Carried.

11. New Business

a. 2026 Meeting Dates

With the municipal election taking place in October 2026, all meetings will occur prior to the end of the current term of the Council. The board will reconvene after the 2026-2030 term of Council commences and board appointments are completed.

Moved by Member Smibert

Seconded by Member Clarke

THAT: the Middlesex OPP Detachment Board approve a schedule of meetings for 2026 as follows:

- Wednesday, January 21 @ 2:00 p.m.
- Wednesday, March 18 @ 2:00 p.m.
- Wednesday, June 24 @ 2:00 p.m.
- Wednesday, September 23 @ 2:00 p.m.

Carried.

12. Adjournment

Moved by Member Maudsley

Seconded by Member Wilkins

THAT the November 26, 2025 meeting of the Middlesex County OPP Detachment Board adjourn at 4:38 p.m.

Carried.



Middlesex Detachment Board

Municipal Policing Unit Presentation



January 21st, 2026

Overview

- OPP Service Delivery
- Financial Recoveries and Provincial Responsibilities & OPP Billing Model
- Resources and Frontline Efficiencies
- Community Safety and Policing Act - CSPA
- Detachment Boards vs Police Service Boards
- Questions





Ontario Provincial Police



Who We Are

OUR VISION

Safe Communities... A Secure Ontario

Safe Communities... A Secure Ontario

reflects our unique and dual policing mandate.

Simply, it is the focus of our strategic plan.





2023-2025 Strategic Plan

Strategic Priorities

People:

Empowering a healthy and resilient workforce

Work:

Enhancing investigative and operational excellence

Communities:

Building relationships for co-creating safety solutions





OPP Service Delivery

Integrated Service Delivery

- Detachments provide policing services to municipalities while continuing to meet Provincial policing commitments
- All officer activity is tracked using the Daily Activity Reporting (DAR) system to ensure accurate municipal billing



Benefits for Municipalities

- Enhanced flexibility
- Economies of scale – share costs of supervisory, administrative and infrastructure
- Multi-jurisdictional policing strategies
- Engage and partner with agencies outside municipal boundaries





Financial Recoveries and Provincial Responsibilities

MUNICIPAL POLICING RECOVERIES

\$497.4 Million*

Detachment Staff
Support Positions
ODOE**

PROVINCIAL RESPONSIBILITIES†

\$1.056 9 Billion

Traffic Safety
Investigations
Intelligence
Specialized Response Teams

† Source: Municipal Policing Bureau, Financial Services Unit

* Estimate OPP municipal policing cost for 2025. Billing recoveries net of municipal discounts and excluding recoveries for policing services provided to municipalities in a 3+ years transition contract

**Municipalities are billed for the portion of detachment, support positions and other direct operating expenses (ODOE) required to meet their service demands



Municipal Policing Recoveries

What We Do

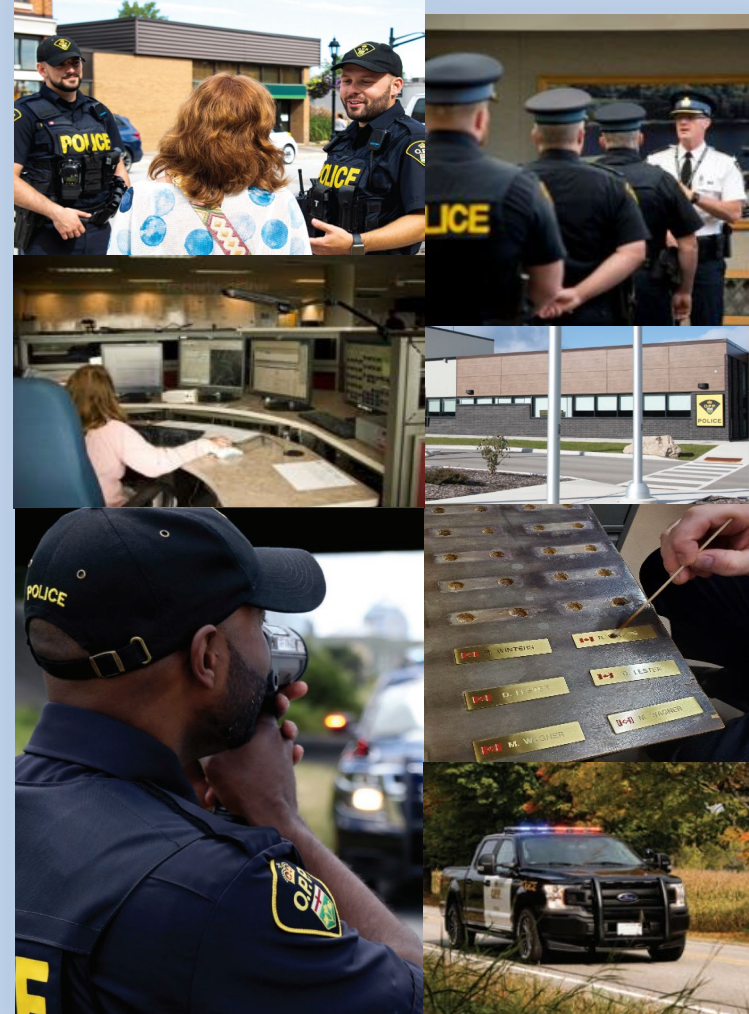
\$497.4 Million

Detachment Staff

- Supervision
- Frontline Constables
- Civilian Administrative Support

Support and Other Direct Operating Expenses

- Communication Operators
- Detachment Guards
- Provincial Police Academy and In-Service Training
- Vehicles
- Uniform and Equipment
- Radios
- IT and Telephone Support





Programs and Services



Annual Report

Provincial Responsibilities



\$ 1.056 9 Billion

Traffic Safety

- Waterways, Trails and King's Highways
- Aircraft Enforcement

Investigations

- Child Sexual Exploitation
- Anti-Rackets
- Organized Crime
- Investigation and Support

Intelligence

- Covert Operations
- Provincial Anti-Terrorism and Hate Crimes
- Analysis
- Field Intelligence

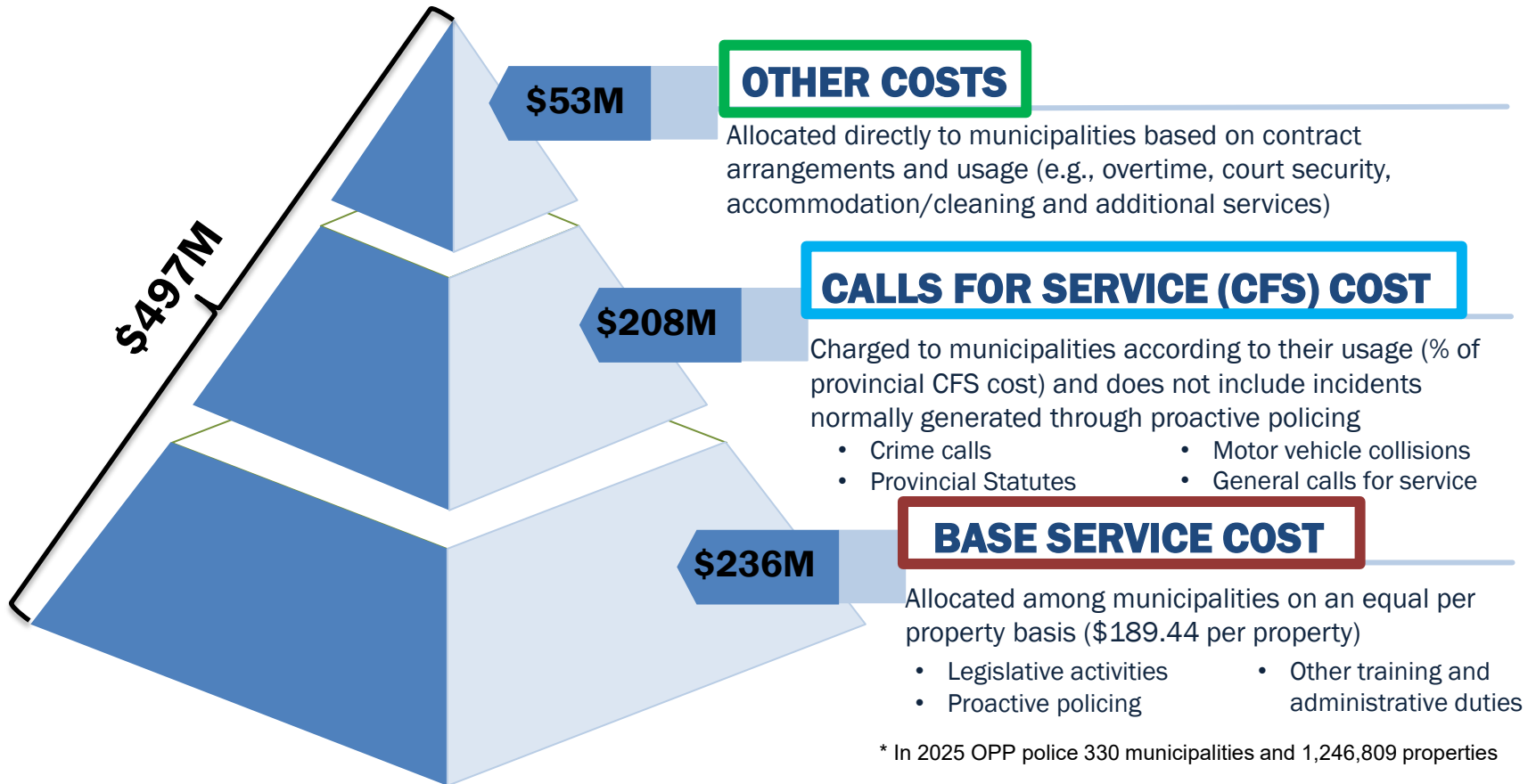
Specialized Response Teams

- Tactical Emergency Medical Services
- Aviation Services
- Canine
- Emergency Response Team
- Tactics and Rescue
- Negotiations
- Underwater Search and Recovery
- Urban Chemical Response Team



2025 Billing Information

2025 Municipal Cost Recovery Under the OPP Billing Model



* In 2025 OPP police 330 municipalities and 1,246,809 properties

Note: Cost net of recoveries for policing services provided to municipalities in a post-amalgamation 3+ years transition contract

OPP 2025 Estimated Base Services and Calls for Service Cost Summary
Estimated Costs for the period January 1, 2025 to December 31, 2025

Salaries and Benefits			Total Base Services and Calls for Service	Base Services	Calls for Service
	Positions	Base			
	FTE	%	\$/FTE	\$	\$
Uniform Members Note 1					
Inspector	26.56	100.0	187,318	4,975,177	-
Staff Sergeant-Detachment Commander	8.60	100.0	156,717	1,347,770	-
Staff Sergeant	38.53	100.0	168,657	6,498,335	-
Sergeant	226.23	50.7	143,480	32,459,478	15,999,454
Constable	1,618.15	50.7	120,835	195,529,705	96,381,892
Part-Time Constable	11.97	50.7	91,572	1,096,112	540,272
Total Uniform Salaries	1,930.04			241,906,577	112,921,618
Statutory Holiday Payout			6,207	11,906,411	5,643,483
Shift Premiums			1,129	2,095,821	1,033,081
Uniform Benefits - Inspector			29.47%	1,466,114	-
Uniform Benefits - Full-Time Salaries			36.38%	85,791,541	40,881,790
Uniform Benefits - Part-Time Salaries			18.75%	205,571	101,326
Total Uniform Salaries & Benefits				343,372,035	160,581,298
Detachment Civilian Members Note 1					
Detachment Administrative Clerk	164.29	50.7	75,342	12,377,949	6,101,201
Detachment Operations Clerk	3.41	50.7	69,798	238,011	117,260
Detachment Clerk - Typist	1.74	50.7	62,349	108,488	53,620
Court Officer - Administration	28.73	50.7	92,124	2,646,719	1,304,474
Crimestoppers Co-ordinator	0.89	50.7	73,240	65,184	32,226
Cadet	1.62	50.7	51,219	82,974	40,975
Total Detachment Civilian Salaries	200.68			15,519,324	7,649,757
Civilian Benefits - Full-Time Salaries			36.13%	5,606,608	2,843,009
Total Detachment Civilian Salaries & Benefits				21,125,933	10,413,355
Support Costs - Salaries and Benefits Note 2					
Communication Operators			6,682	12,896,527	6,114,297
Prisoner Guards			2,061	3,977,812	1,885,897
Operational Support			7,119	13,739,955	6,514,170
RHQ Municipal Support			3,208	6,191,568	2,935,448
Telephone Support			157	303,016	143,661
Office Automation Support			938	1,810,378	858,308
Mobile and Portable Radio Support			357	693,298	328,776
Total Support Staff Salaries and Benefits Costs				39,612,554	18,780,557
Total Salaries & Benefits				404,110,521	189,775,210
Other Direct Operating Expenses Note 2					
Communication Centre			150	289,506	137,256
Operational Support			1,112	2,146,204	1,017,524
RHQ Municipal Support			360	694,814	329,414
Telephone			1,458	2,813,998	1,334,128
Mobile Radio Equipment Repairs & Maintenance			168	326,258	154,718
Office Automation - Uniform			4,487	8,660,089	4,105,784
Office Automation - Civilian			1,154	231,585	115,100
Vehicle Usage			10,219	19,723,079	9,350,794
Detachment Supplies & Equipment			1,073	2,070,933	981,838
Uniform & Equipment			2,360	4,583,144	2,173,418
Uniform & Equipment - Court Officer			1,037	29,793	14,684
Total Other Direct Operating Expenses				41,569,403	19,714,660
Total 2025 Municipal Base Services and Calls for Service Cost				\$ 445,679,925	\$ 209,489,870
Total OPP-Policed Municipal Properties				1,246,809	
Base Services Cost per Property				\$ 189.44	


Refer to page three (3) of the
2025 Annual Billing Statement



2025 Estimated Front-line
Constable and Support Costs

**OPP 2025 Annual Billing Statement - Revised**

Estimated costs for the period January 1 to December 31, 2025

Please refer to www.opp.ca for 2025 Municipal Policing Billing General Information summary for further details.

2025 Statement Sample

			Cost per Property \$	Total Cost \$
Base Service	Property Counts			
	Household	17,242		
	Commercial and Industrial	509		
	Total Properties	<u>17,751</u>	189.44	3,362,672
Calls for Service	(see summaries)			
	Total all municipalities	209,489,870		
	Municipal portion	0.9338%	110.21	1,956,280
Overtime	(see notes)		9.32	165,354
Contract Enhancements	(see summary)		12.06	214,038
Court Security	(see summary)		-	
Prisoner Transportation	(per property cost)		1.67	29,644
Accommodation/Cleaning Services	(per property cost)		5.70	101,181
Total 2025 Estimated Cost			328.39	5,829,169
10% Discount on 2025 Estimated Costs			<u>(0.33)</u>	<u>(5,829)</u>
Total 2025 Estimated Cost After Discount			<u>328.06</u>	<u>5,823,340</u>
2023 Year-End Adjustment	(see summary)			(53,662)
Revised Grand Total Billing for 2025				<u>5,769,678</u>
2025 Monthly Billing Amount				480,806

Notes

A 10% Discount has been applied to the grand total of all 2025 estimated costs. The 2023 Year-End Adjustment also includes discounts applied to 2023 reconciled costs (44% on overtime and 3.75% on total reconciled costs), see 2023 reconciled statement page for more information.



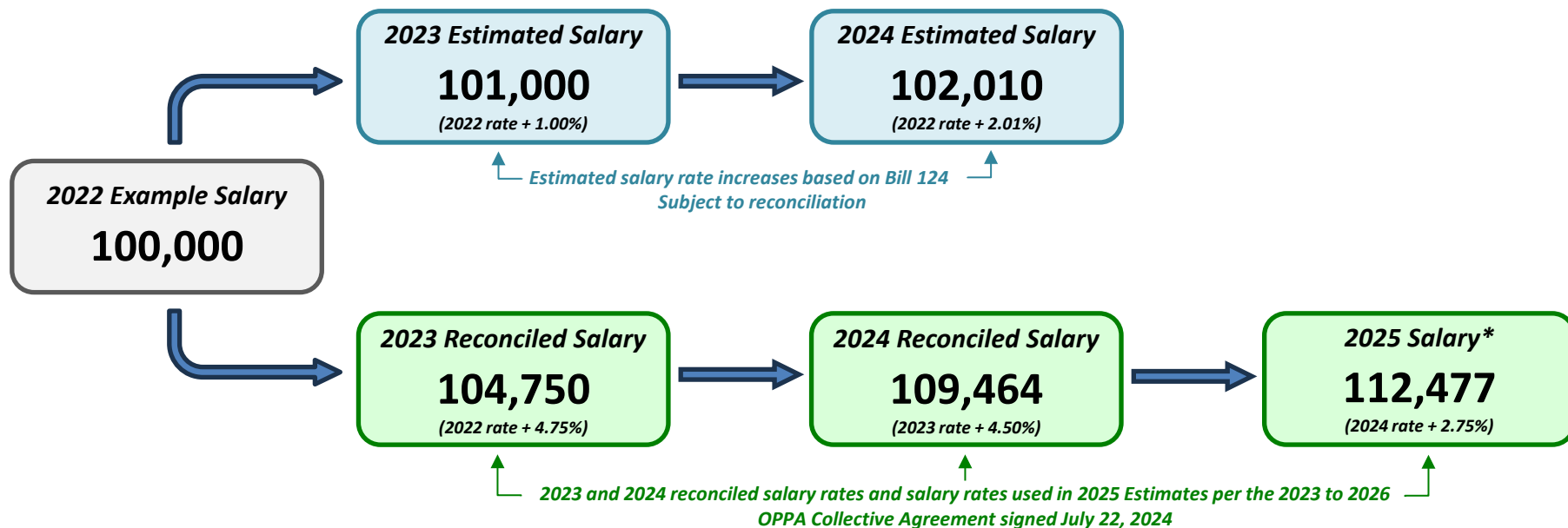
Year End Adjustments

- Overtime, salary and benefits rates, court security, prisoner transportation and additional services costs are estimated in the Annual Billing Statements issued annually by October 1st for the following year.
- The 2025 salaries were determined based on the rates set in the 2023 to 2026 OPPA Uniform and Civilian Collective Agreements. No reconciliation of salary rates will be required, however there will be a reconciliation of the new front line and 2 IC premiums.
- Adjustments for costs that are reconciled after the year of service is complete, will be included as a prior-year adjustment in the next Annual Billing Statement issued. For example:
 - 2024 Annual Billing Statements included the reconciled costs for 2022 and were issued in September 2023.
 - 2025 Annual Billing Statements included the reconciled costs for 2023 and were issued in October 2024.
 - Refer to second last page of billing statement for Reconciled Year-End Summary



2023 – 2025 Salary Rate Increases

Estimated vs Reconciled



Reconciliation Cost Variances



(Difference between
2023 Estimated and
2023 Reconciled)



(Difference between
2024 Estimated and
2024 Reconciled)



(Difference between
2024 Estimated and
2025 Salary)

* 2025 Constable and Sergeant Salary rates include Front Line and Second in Command Premiums, which are subject to reconciliation.

2025 Billing
Webinar PresentationList of Billable
Calls For Service**OPP 2025 Calls for Service Billing Summary**

Estimated costs for the period January 1 to December 31, 2025

Calls for Service Billing Workgroups	Calls for Service Count					2025 Average Time Standard	Total Weighted Time	% of Total Provincial Weighted Time	2025 Estimated Calls for Service Cost
	2020	2021	2022	2023	Four Year Average				
					A	B	C = A * B		
	Note 1							Note 2	Note 3
Drug Possession	38	35	40	29	36	5.9	209	0.0115%	24,093
Drugs	15	13	16	10	14	88.1	1,189	0.0653%	136,808
Operational	1,469	1,508	1,367	1,396	1,435	3.9	5,597	0.3073%	643,752
Operational 2	1,050	450	463	494	614	1.7	1,044	0.0573%	120,115
Other Criminal Code Violations	159	119	106	128	128	7.1	909	0.0499%	104,537
Property Crime Violations	453	459	482	453	462	6.2	2,863	0.1572%	329,307
Statutes & Acts	349	354	340	292	334	3.5	1,168	0.0641%	134,367
Traffic	356	284	225	294	290	3.8	1,101	0.0605%	126,651
Violent Criminal Code	229	199	180	183	198	14.8	2,927	0.1607%	336,651
Municipal Totals	4,118	3,421	3,219	3,279	3,509		17,007	0.9338%	\$1,956,280

Provincial Totals	371,740	380,453	380,156	382,502	378,713		1,821,214	100%	\$209,489,870
--------------------------	----------------	----------------	----------------	----------------	----------------	--	------------------	-------------	----------------------

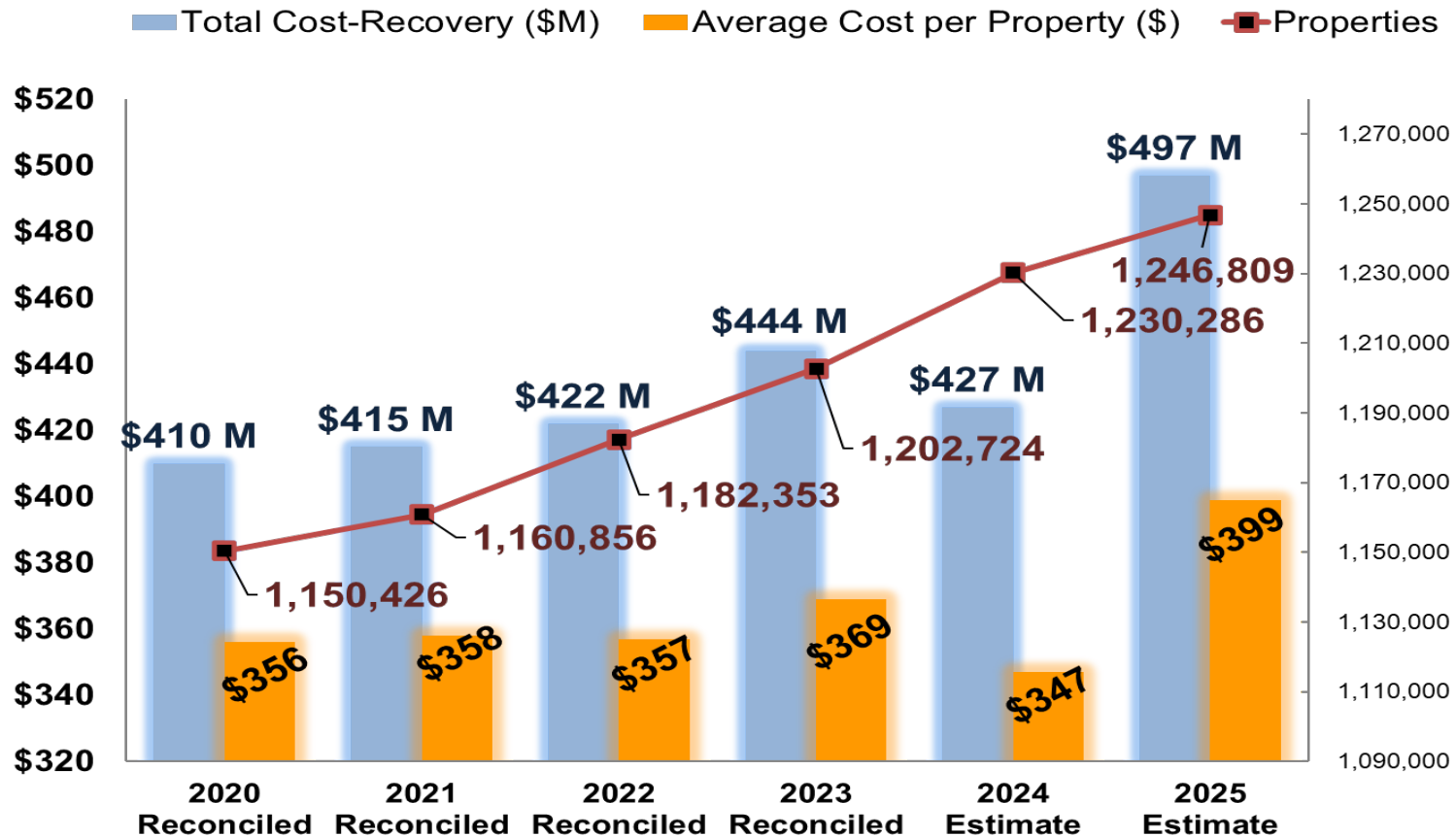


OPP Municipal Policing Snapshot

2020-2025

Billing Comparison

Historical Trends (2020-2025)



Note: All costs are net of recoveries for policing services provided to municipalities in a post-amalgamation 3+ years transition contract and municipal discount.



RESOURCES AVAILABLE - WWW.OPP.CA

Current Annual Billing Materials:

2025
2025 Billing Webinar Presentation
2025 Billing Information
2025 Estimated Front-line Constable and Support Costs
2025 Statement Sample

2024
2024 Billing Webinar Presentation
2024 Billing Information
2024 Estimated Front-line Constable and Support Costs
2024 Statement Sample

2023
2023 Billing Webinar Presentation
2023 Estimated Front-line Constable And Support Costs
2023 Billing Information
2023 Statement Sample

Current Cost-Recovery Information:
2020-2025 Billing Comparison
2015-2025 Cost by Municipality
General Billing Model Information:

Billing Model Presentation (under review)
Property Count Definition
List of Billable Calls for Service

Example - Cost by Municipality

OPP MUNICIPAL POLICING COSTS OPP Billing Model Cost-Recovery ⁸		2025 Total Property Count - 1,246,809 2025 Estimated Total Municipal Recoveries - \$446,374,036 2025 Estimated Average per Property Cost - \$358			2024 Total Property Count - 1,230,286 2024 Estimated Total Municipal Recoveries - \$427,413,847 2024 Estimated Average per Property Cost - \$348		
To view costs for a municipality in a chart format please refer to the "Cost Comparison Chart" tab.		2025			2024		
Chart Tab		Estimated ² (After Financial Relief ¹⁵)			Estimated ² (No Phase-in Cap for 2024)		
Municipality ⁸	Detachment	Property Count ¹	Discounted Total Cost	Discounted Per Property Cost	Property Count ¹	Total Cost	Per Property Cost
Algonquin Highlands Tp	Haliburton Highlands	4,691	1,006,853	215	4,674	963,681	206
Dysart et al M	Haliburton Highlands	8,334	2,219,155	266	8,252	2,121,120	257
Highlands East M	Haliburton Highlands/Bancroft	4,805	1,193,052	248	4,788	1,145,517	239
Minden Hills Tp	Haliburton Highlands	7,010	1,931,979	276	6,947	1,821,942	262


**Note – Cost Comparison Chart available <https://www.opp.ca/index.php?&lng=en&id=115&entryid=58179f628f94acf555bef561>

www.opp.ca OPP Municipal Policing and select:

Billing Model page ➡ Current Cost-Recovery Information ➡ 2015-2025 Cost by Municipality ➡ 2015-25 Cost data tab



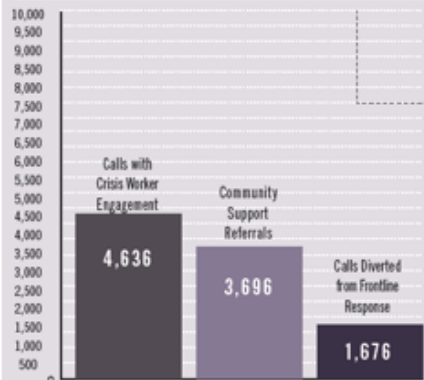
2015-2025 Cost by Municipality



Billing Model

2024 Frontline Efficiencies

CRISIS CALLS RECEIVED, BY RESULT 2024: JANUARY 01 - DECEMBER 31



DIVERSIONS OF CALLS TO CRISIS WORKERS IN PROVINCIAL COMMUNICATIONS CENTRES



Estimated time reallocated to the frontline*:

6,326 HRS

* BASED ON A TWO-OFFICER RESPONSE

36% Call Diversion Rate

REDUCTION OF NON-EMERGENCY CALLS THROUGH ONLINE REPORTING



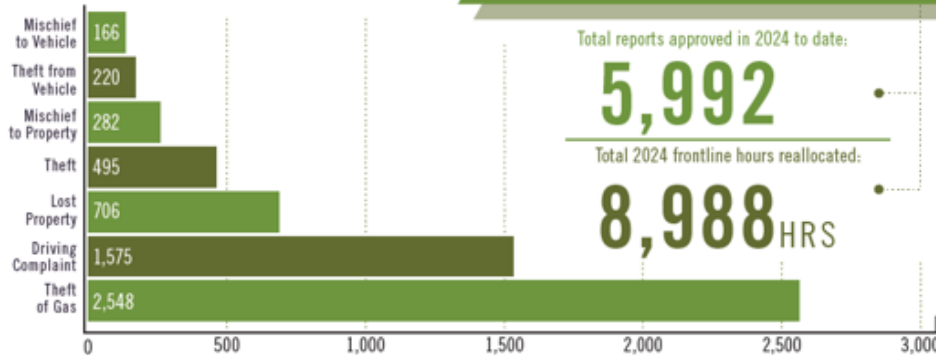
Total reports approved in 2024 to date:

5,992

Total 2024 frontline hours reallocated:

8,988 HRS

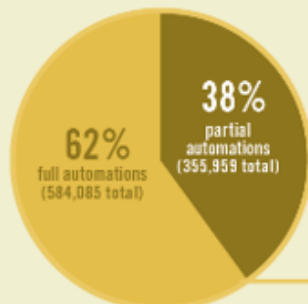
ONLINE REPORTING TOTALS, BY TYPE 2024: JANUARY 01 - DECEMBER 31



AUTOMATION OF NON-CRIMINAL OCCURRENCES THROUGH NICHE RMS



WORK TYPE 8 & 9 AUTOMATIONS 2024: JANUARY 01 - DECEMBER 31



2024 TASK
REDUCTION:

584,085

Estimated time
reallocated to CDE:

43,851* HRS

* BASED ON A HISTORICAL 80% COMPLIANCE RATE

Estimated time
reallocated to the frontline:

15,338* HRS

* BASED ON A HISTORICAL 80% COMPLIANCE RATE

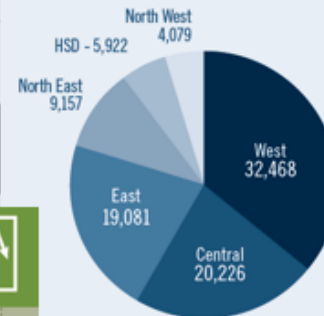
940,044 TOTAL OCCURRENCES AUTOMATED

TOTAL FRONTLINE HOURS REALLOCATED

333,862

(JANUARY - DECEMBER)

9-1-1 CALL DIVERSIONS, BY REGION 2024: JANUARY 01 - DECEMBER 31



9-1-1 CALL DIVERSIONS CHANGES FOR ACCIDENTAL, UNINTENTIONAL OR UNKNOWN CALL HANDLING DIVERSION



Total 9-1-1
calls diverted: **90,933**

Estimated time
reallocated to
the frontline: **165,244* HRS**

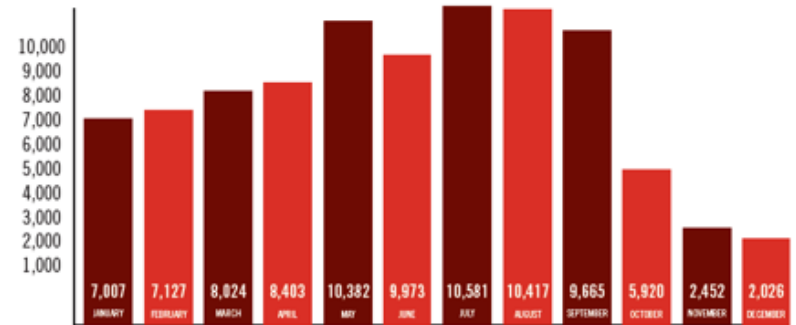
* BASED ON A TWO-OFFICER RESPONSE

VOLUME OF CALLS REDIRECTED TO FSU 2024: JANUARY 01 - DECEMBER 31

REDIRECTION OF CALLS SENT TO THE FRONTLINE SUPPORT UNIT



NUMBER OF CALLS



Total
approved
reports: **91,977**

Estimated time
reallocated to
the frontline: **137,966 HRS**

Source: Communications and Technology Services Bureau (CTSB)

February 12, 2025



Commitment to Public Safety

Community Safety and Policing Act

Notable changes include:

- Section 10 contracts repealed
- Section 17, 22 and 14 agreements
- OPP Detachment Boards
- Changes to Code of Conduct
- New reporting requirements
- Inspectorate of Policing (IoP)
- Updated standards and training
- **Focus on First Nations**



Community Safety Policing Act, 2019

OPP Detachment Boards & Police Service Boards

CATEGORY	DETACHMENT BOARDS	POLICE SERVICE BOARDS
Scope of Oversight	<ul style="list-style-type: none">• Oversee OPP Detachments serving multiple municipalities or First Nations	<ul style="list-style-type: none">• Focus on Individual Police Services
Policy Development	<ul style="list-style-type: none">• Establish Local policies with Detachment Commander	<ul style="list-style-type: none">• Develop policies for Municipal Police Services
Reporting Requirements	<ul style="list-style-type: none">• Provide annual reports to municipalities and Band Councils	<ul style="list-style-type: none">• Prepare and publish strategic plans and annual reports
Community Representation	<ul style="list-style-type: none">• Representatives from all municipalities and First Nations served	<ul style="list-style-type: none">• Municipal appointees and provincial representatives



CSPA OPP Detachment Boards
Sections 67-78



O.Reg. 135/24 OPP Detachment Boards



Community Safety and Policing Act

Notable Changes for First Nations include:



1. **First Nation Police Service Boards:** First Nation communities may request a board under Section 32 to oversee adequate and effective policing that meets provincially legislated standards.
2. **Voluntary Community Safety and Well-Being Plans:** First Nations can choose to create or join Community Safety and Well-Being Plans (Sections 38 and 39) that align with diverse and unique needs.
3. **First Nation Officers:** Section 101 addresses the appointment of First Nation Officers to support culturally responsive policing.
4. **Public Complaints Process (Optional):** First Nations police services can opt into the Law Enforcement Complaints Agency (LECA) process for greater accountability.






Ontario Provincial Police



QUESTIONS?



RESOURCES:

INTERNET

www.opp.ca/billingmodel

www.opp.ca/municipalpolicing



FACEBOOK

Ontario Provincial Police
Ontario Provincial Police - Careers



INSTAGRAM

ontarioprovincialpolice
opp_hire



PINTEREST

@officialOPP



YOUTUBE

EN - Ontario Provincial Police
FR- Police Provinciale de l'Ontario



@OPPCommissioner
@OPP
@OPP News
@OPP_Hire
@OPP_Indigenous

OPP East Region @OPP_ER
OPP West Region @OPP_WR
OPP Central Region @OPP_CR
OPP North East Region @OPP_NER
OPP North West Region @OPP_NWR

OPP Highway Safety Division
@OPP_HSD

CONTACT US

Municipal Policing Unit
Crime Prevention & Community
Support Bureau
777 Memorial Avenue,
2nd Floor, Orillia ON L3V 7V3
opp.municipalpolicing@opp.ca



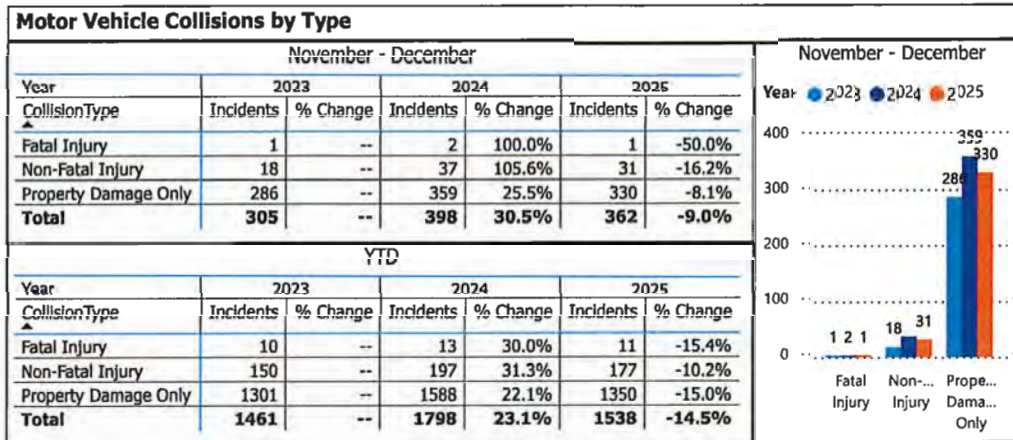
MIDDLESEX OPP DETACHMENT BOARD
CONSEIL DU DÉTACHEMENT DE MIDDLESEX
DE LA POLICE PROVINCIALE

MIDDLESEX OPP DETACHMENT
DÉTACHEMENT DE MIDDLESEX DE LA POLICE PROVINCIALE

Detachment Board Report

January 2026

**OPP Detachment Board Report
Collision Reporting System
November - December 2025**



**OPP Detachment Board Report
Collision Reporting System
November - December 2025**

Fatalities in Detachment Area - Incidents

November - December									
Type	Motor Vehicle			Motorized Snow Vehicle			Off-Road Vehicle		
Year	Alcohol/Drugs	Incidents	% Change	Alcohol/Drugs	Incidents	% Change	Alcohol/Drugs	Incidents	% Change
2023	0	1	--	0	0	--	0	0	--
2024	0	2	100.0%	0	0	--	0	0	--
2025	0	1	-50.0%	0	0	--	0	0	--

YTD

Type	Motor Vehicle			Motorized Snow Vehicle			Off-Road Vehicle		
Year	Alcohol/Drugs	Incidents	% Change	Alcohol/Drugs	Incidents	% Change	Alcohol/Drugs	Incidents	% Change
2023	2	10	--	0	0	--	0	0	--
2024	2	12	20.0%	0	0	--	1	1	--
2025	3	9	-25.0%	1	1	--	1	1	0.0%

Fatalities in Detachment Area - Persons Killed

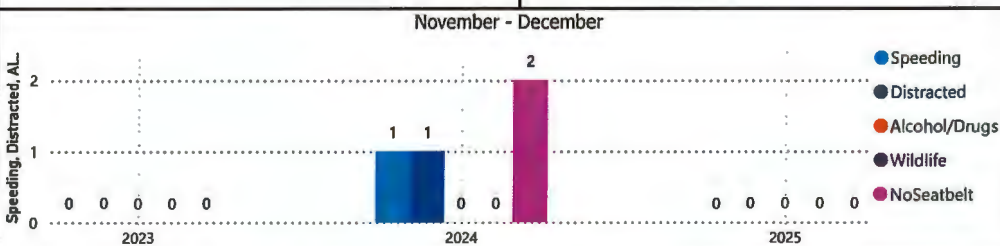
November - December						
Type	Motor Vehicle		Motorized Snow Vehicle		Off-Road Vehicle	
Year	Persons Killed	% Change	Persons Killed	% Change	Persons Killed	% Change
2023	1	--	0	--	0	--
2024	2	100.0%	0	--	0	--
2025	1	-50.0%	0	--	0	--

YTD

Type	Motor Vehicle		Motorized Snow Vehicle		Off-Road Vehicle	
Year	Persons Killed	% Change	Persons Killed	% Change	Persons Killed	% Change
2023	12	--	0	--	0	--
2024	14	16.7%	0	--	1	--
2025	10	-28.6%	1	--	1	0.0%

Primary Causal Factors in Fatal Motor Vehicle Collisions

November - December				YTD			
	2023	2024	2025		2023	2024	2025
Speeding	0	1	0	Speeding	3	4	2
Speeding % Change	--	--	-100.0%	Speeding % Change	--	33.3%	-50.0%
Distracted	0	1	0	Distracted	0	3	2
Distracted % Change	--	--	-100.0%	Distracted % Change	--	--	-33.3%
Alcohol/Drugs	0	0	0	Alcohol/Drugs	2	3	5
Alcohol/Drugs % Change	--	--	--	Alcohol/Drugs % Change	--	50.0%	66.7%
Wildlife	0	0	0	Wildlife	0	0	0
Wildlife % Change	--	--	--	Wildlife % Change	--	--	--
NoSeatbelt	0	2	0	NoSeatbeltYTD	2	4	2
NoSeatbelt YoY%	--	--	-100.0%	NoSeatbeltYTD YoY%	--	100.0%	-50.0%



Data source (Collision Reporting System) date:

09-Jan-2026

**OPP Detachment Board Report
Records Management System
November - December 2025**

Criminal Code and Provincial Statute Charges Laid

November - December

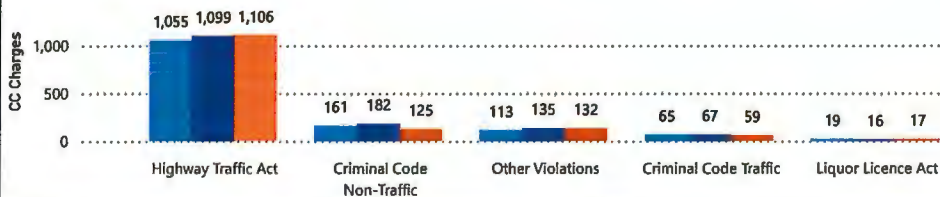
Year	2023		2024		2025	
ChargeCategory1	Offence Count	% Change	Offence Count	% Change	Offence Count	% Change
Criminal Code Non-Traffic	161	--	182	13.0%	125	-31.3%
Criminal Code Traffic	65	--	67	3.1%	59	-11.9%
Highway Traffic Act	1,055	--	1,099	4.2%	1,106	0.6%
Liquor Licence Act	19	--	16	-15.8%	17	6.3%
Other Violations	113	--	135	19.5%	132	-2.2%
Total	1,413	--	1,499	6.1%	1,439	-4.0%

YTD

Year	2023		2024		2025	
ChargeCategory1	Offence Count	% Change	Offence Count	% Change	Offence Count	% Change
Criminal Code Non-Traffic	970	--	957	-1.3%	1,074	12.2%
Criminal Code Traffic	358	--	346	-3.4%	470	35.8%
Highway Traffic Act	7,919	--	9,538	20.4%	10,275	7.7%
Liquor Licence Act	104	--	100	-3.8%	133	33.0%
Other Violations	733	--	998	36.2%	1,077	7.9%
Total	10,084	--	11,939	18.4%	13,029	9.1%

November - December

Year ● 2023 ● 2024 ● 2025



Traffic Related Charges

November - December

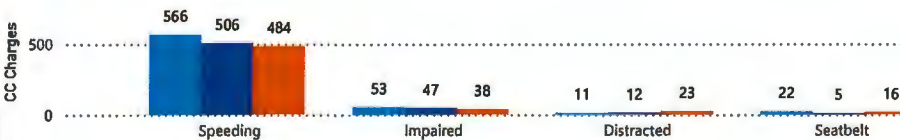
Year	2023		2024		2025	
ChargeCategory2	Offence Count	% Change	Offence Count	% Change	Offence Count	% Change
Speeding	566	--	506	-10.6%	484	-4.3%
Seatbelt	22	--	5	-77.3%	16	220.0%
Impaired	53	--	47	-11.3%	38	-19.1%
Distracted	11	--	12	9.1%	23	91.7%

YTD

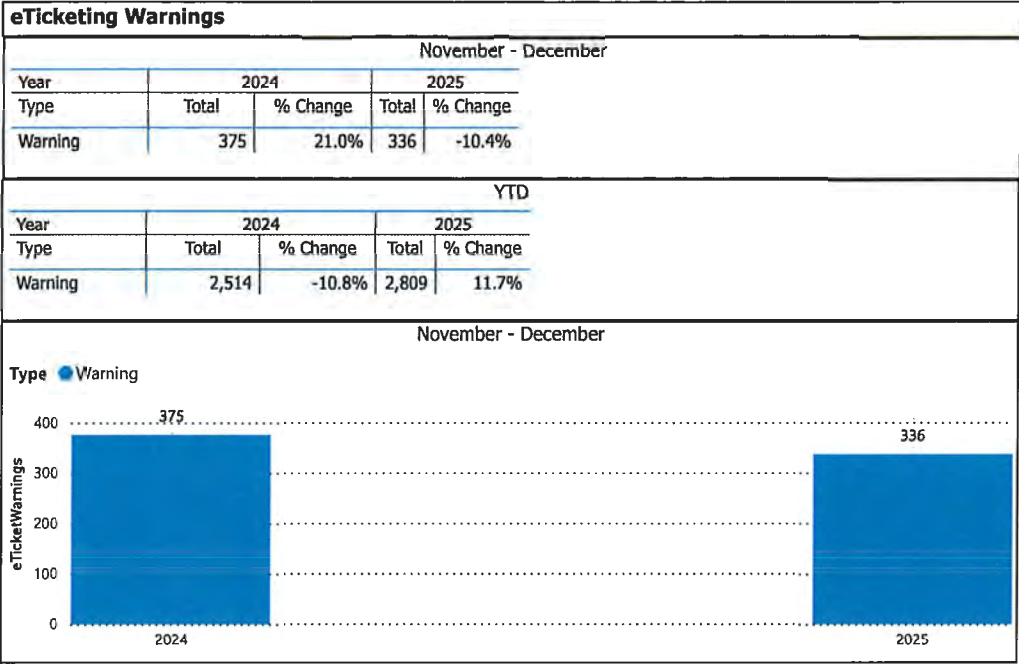
Year	2023		2024		2025	
ChargeCategory2	Offence Count	% Change	Offence Count	% Change	Offence Count	% Change
Speeding	4,409	--	4,512	2.3%	4,231	-6.2%
Seatbelt	169	--	194	14.8%	333	71.6%
Impaired	291	--	247	-15.1%	300	21.5%
Distracted	127	--	127	0.0%	182	43.3%

November - December

Year ● 2023 ● 2024 ● 2025



OPP Detachment Board Report
Records Management System
November - December 2025



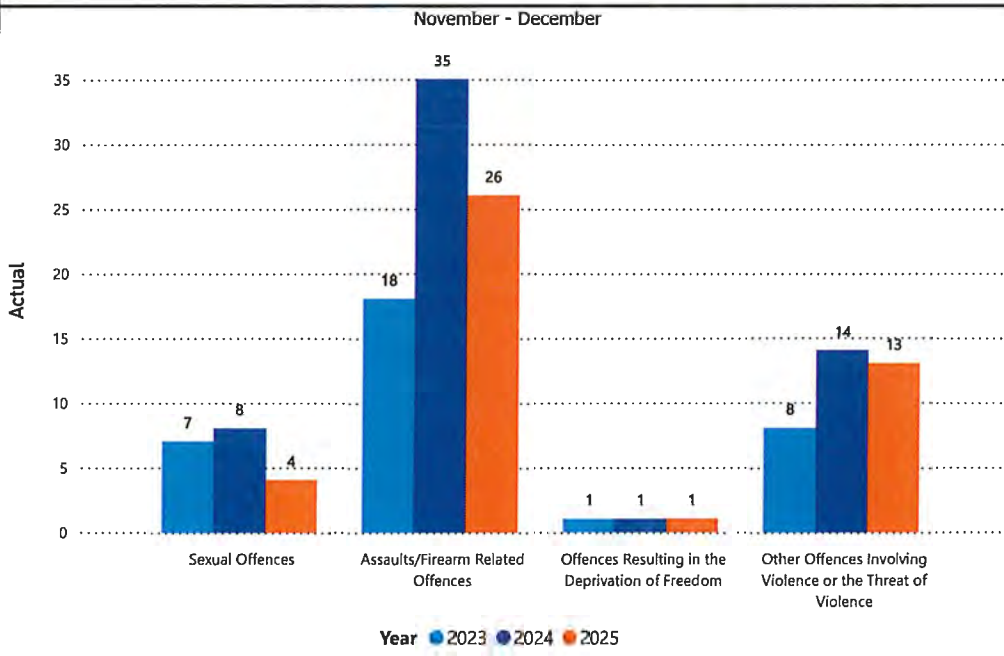
Note: The eTicketing system was not fully implemented until the end of 2022, therefore data is only available beginning in 2023. % Change in 2023 may appear higher in this report due to the incomplete 2022 data.

**OPP Detachment Board Report
Records Management System
November - December 2025**

Violent Crime

November-December						
Year	2023		2024		2025	
ViolationGrp	Actual	% Change	Actual	% Change	Actual	% Change
Homicides	0	--	0	--	0	--
Other Offences Causing Death	0	--	0	--	0	--
Attempted Murder	0	--	0	--	0	--
Sexual Offences	7	--	8	14.3%	4	-50.0%
Assaults/Firearm Related Offences	18	--	35	94.4%	26	-25.7%
Offences Resulting in the Deprivation of Freedom	1	--	1	0.0%	1	0.0%
Robbery	0	--	0	--	0	--
Other Offences Involving Violence or the Threat of Violence	8	--	14	75.0%	13	-7.1%
Offences in Relation to Sexual Services	0	--	0	--	0	--
Total	34	--	58	70.6%	44	-24.1%

YTD						
Year	2023		2024		2025	
ViolationGrp	Actual	% Change	Actual	% Change	Actual	% Change
Homicides	0	--	2	--	0	-100.0%
Other Offences Causing Death	0	--	0	--	1	--
Attempted Murder	0	--	2	--	1	-50.0%
Sexual Offences	48	--	47	-2.1%	43	-8.5%
Assaults/Firearm Related Offences	168	--	177	5.4%	197	11.3%
Offences Resulting in the Deprivation of Freedom	3	--	3	0.0%	11	266.7%
Robbery	1	--	4	300.0%	3	-25.0%
Other Offences Involving Violence or the Threat of Violence	81	--	97	19.8%	84	-13.4%
Offences in Relation to Sexual Services	0	--	0	--	0	--
Total	301	--	332	10.3%	340	2.4%



**OPP Detachment Board Report
Records Management System
November - December 2025**

Property Crime

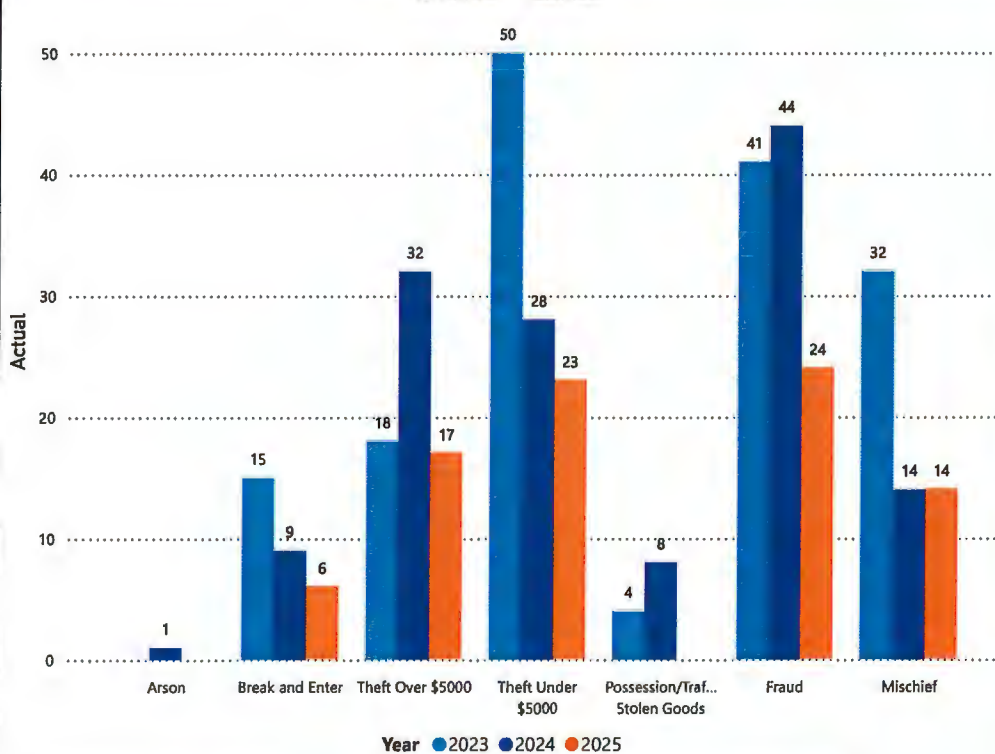
November - December

Year	2023		2024		2025	
ViolationGrp	Actual	% Change	Actual	% Change	Actual	% Change
Arson	0	--	1	--	0	-100.0%
Break and Enter	15	--	9	-40.0%	6	-33.3%
Theft Over \$5000	18	--	32	77.8%	17	-46.9%
Theft Under \$5000	50	--	28	-44.0%	23	-17.9%
Possession/Trafficking Stolen Goods	4	--	8	100.0%	0	-100.0%
Fraud	41	--	44	7.3%	24	-45.5%
Mischief	32	--	14	-56.3%	14	0.0%
Total	160	--	136	-15.0%	84	-38.2%

YTD

Year	2023		2024		2025	
ViolationGrp	Actual	% Change	Actual	% Change	Actual	% Change
Arson	3	--	6	100.0%	2	-66.7%
Break and Enter	87	--	71	-18.4%	72	1.4%
Theft Over \$5000	165	--	124	-24.8%	98	-21.0%
Theft Under \$5000	264	--	189	-28.4%	192	1.6%
Possession/Trafficking Stolen Goods	25	--	22	-12.0%	14	-36.4%
Fraud	227	--	202	-11.0%	208	3.0%
Mischief	197	--	130	-34.0%	134	3.1%
Total	968	--	744	-23.1%	720	-3.2%

November - December



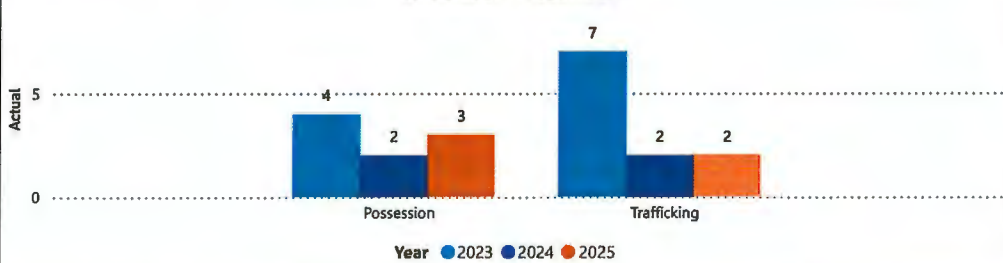
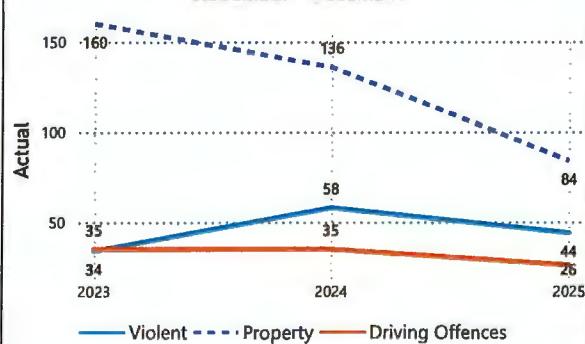
**OPP Detachment Board Report
Records Management System
November - December 2025**

Drug Crime**November - December**

Year	2023		2024		2025	
ViolationGrp	Actual	% Change	Actual	% Change	Actual	% Change
Possession	4	--	2	-50.0%	3	50.0%
Trafficking	7	--	2	-71.4%	2	0.0%
Importation & Production	0	--	0	--	0	--
Cannabis Possession	0	--	0	--	0	--
Cannabis Distribution	0	--	0	--	0	--
Cannabis Sale	0	--	0	--	0	--
Cannabis Importation & Exportation	0	--	0	--	0	--
Cannabis Production	0	--	0	--	0	--
Other Cannabis Violations	0	--	0	--	0	--
Total	11	--	4	-63.6%	5	25.0%

YTD

Year	2023		2024		2025	
ViolationGrp	Actual	% Change	Actual	% Change	Actual	% Change
Possession	17	--	16	-5.9%	9	-43.8%
Trafficking	20	--	16	-20.0%	7	-56.3%
Importation & Production	0	--	0	--	0	--
Cannabis Possession	0	--	0	--	0	--
Cannabis Distribution	1	--	0	-100.0%	0	--
Cannabis Sale	1	--	0	-100.0%	0	--
Cannabis Importation & Exportation	0	--	0	--	0	--
Cannabis Production	1	--	0	-100.0%	0	--
Other Cannabis Violations	0	--	0	--	0	--
Total	40	--	32	-20.0%	16	-50.0%

November - December**Top 3 Violation Types****November - December****Top 5 Violation Groups****November - December**

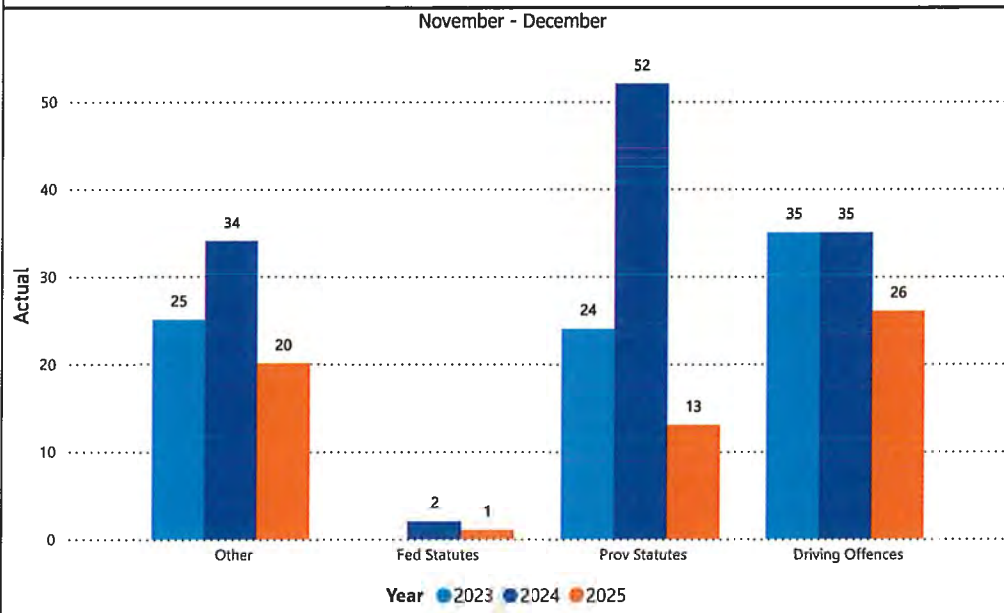
ViolationGrp	2023	2024	2025	Total
Fraud	41	44	24	109
Theft Under \$5000	50	28	23	101
Provincial Statutes	24	52	13	89
Assaults/Firearm Related Offences	18	35	26	79
Theft Over \$5000	18	32	17	67

**OPP Detachment Board Report
Records Management System
November - December 2025**

Other Crime Occurrences

November - December						
Year	2023		2024		2025	
Violation_rollup	Actual	% Change	Actual	% Change	Actual	% Change
Other	25	--	34	36.0%	20	-41.2%
Fed Statutes	0	--	2	--	1	-50.0%
Prov Statutes	24	--	52	116.7%	13	-75.0%
Driving Offences	35	--	35	0.0%	26	-25.7%
Total	84	--	123	46.4%	60	-51.2%

YTD						
Year	2023		2024		2025	
Violation_rollup	Actual	% Change	Actual	% Change	Actual	% Change
Other	154	--	203	31.8%	192	-5.4%
Fed Statutes	5	--	4	-20.0%	5	25.0%
Prov Statutes	160	--	212	32.5%	187	-11.8%
Driving Offences	195	--	195	0.0%	231	18.5%
Total	514	--	614	19.5%	615	0.2%



**OPP Detachment Board Report
Records Management System
November - December 2025**

Clearance Rate

November - December

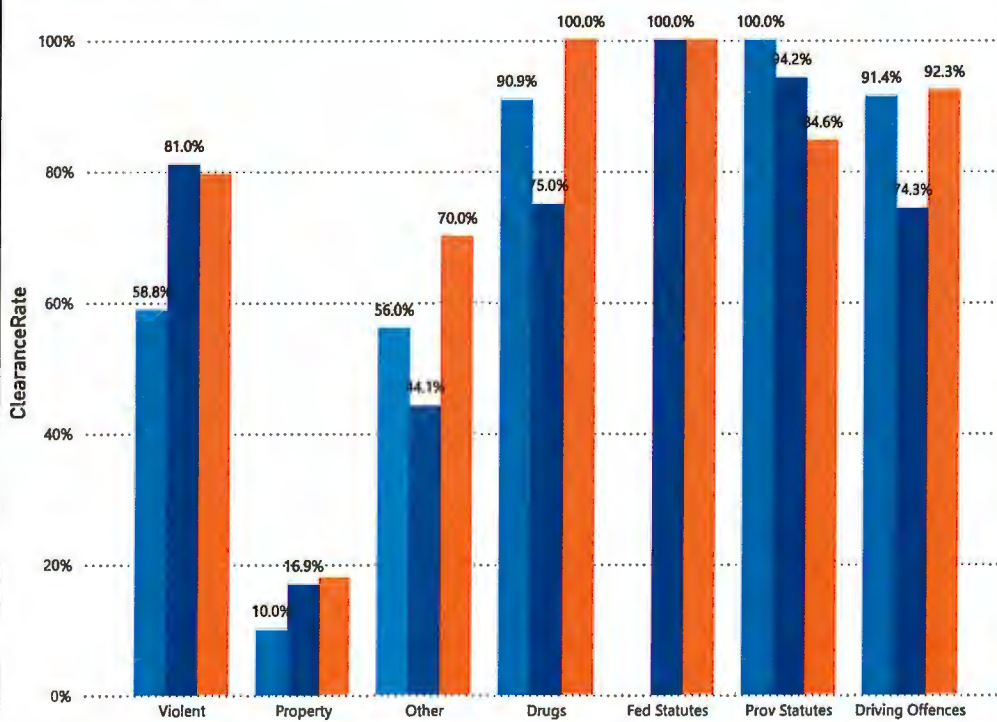
Year	2023		2024		2025	
	%	% Change	%	% Change	%	% Change
Violent	58.8%	--	81.0%	37.8%	79.5%	-1.8%
Property	10.0%	--	16.9%	69.1%	17.9%	5.6%
Other	56.0%	--	44.1%	-21.2%	70.0%	58.7%
Drugs	90.9%	--	75.0%	-17.5%	100.0%	33.3%
Fed Statutes			100.0%	--	100.0%	0.0%
Prov Statutes	100.0%	--	94.2%	-5.8%	84.6%	-10.2%
Driving Offences	91.4%	--	74.3%	-18.7%	92.3%	24.3%

YTD

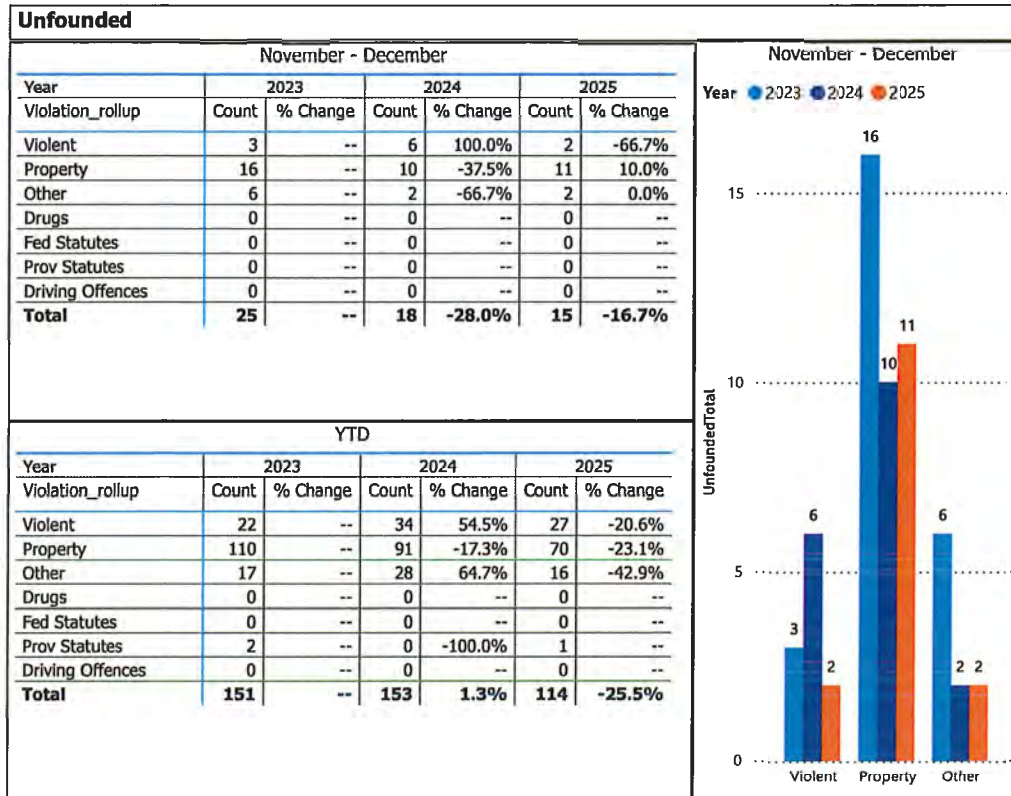
Year	2023		2024		2025	
	%	% Change	%	% Change	%	% Change
Violation_rollover						
Violent	70.1%	--	72.0%	2.7%	80.6%	11.9%
Property	15.1%	--	15.2%	0.7%	15.8%	4.2%
Other	59.1%	--	42.9%	-27.5%	59.9%	39.8%
Drugs	80.0%	--	71.9%	-10.2%	87.5%	21.7%
Fed Statutes	20.0%	--	75.0%	275.0%	60.0%	-20.0%
Prov Statutes	97.5%	--	95.8%	-1.8%	95.7%	-0.0%
Driving Offences	82.1%	--	75.4%	-8.1%	83.5%	10.8%

November - December

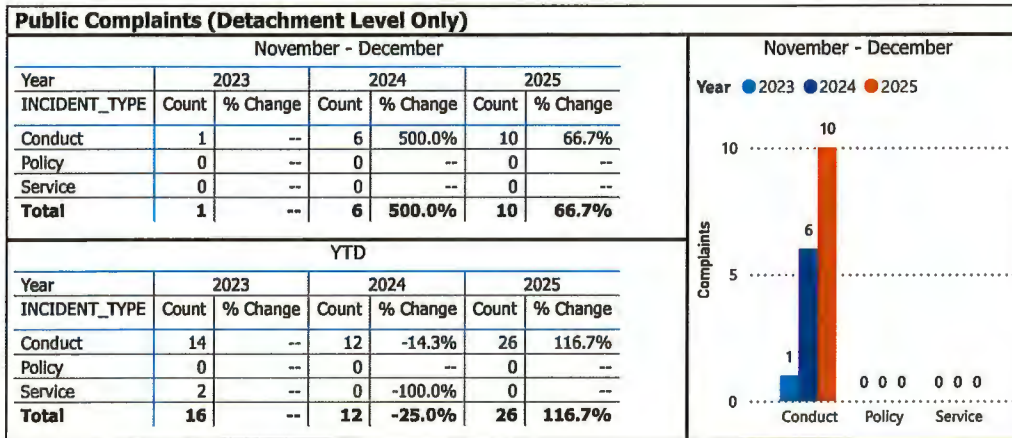
Year ● 2023 ● 2024 ● 2025



**OPP Detachment Board Report
Records Management System
November - December 2025**



**OPP Detachment Board Report
Records Management System
November - December 2025**



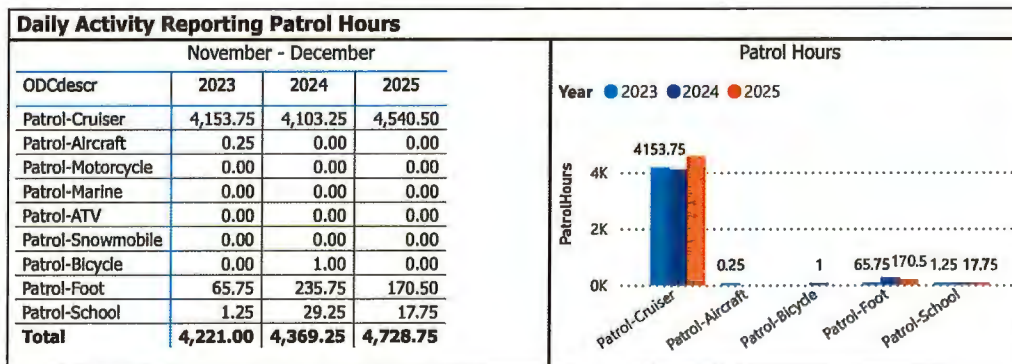
Data source: RMS Data Feed

Ontario Provincial Police, Professional Standards Bureau Commander Reports - File Manager System

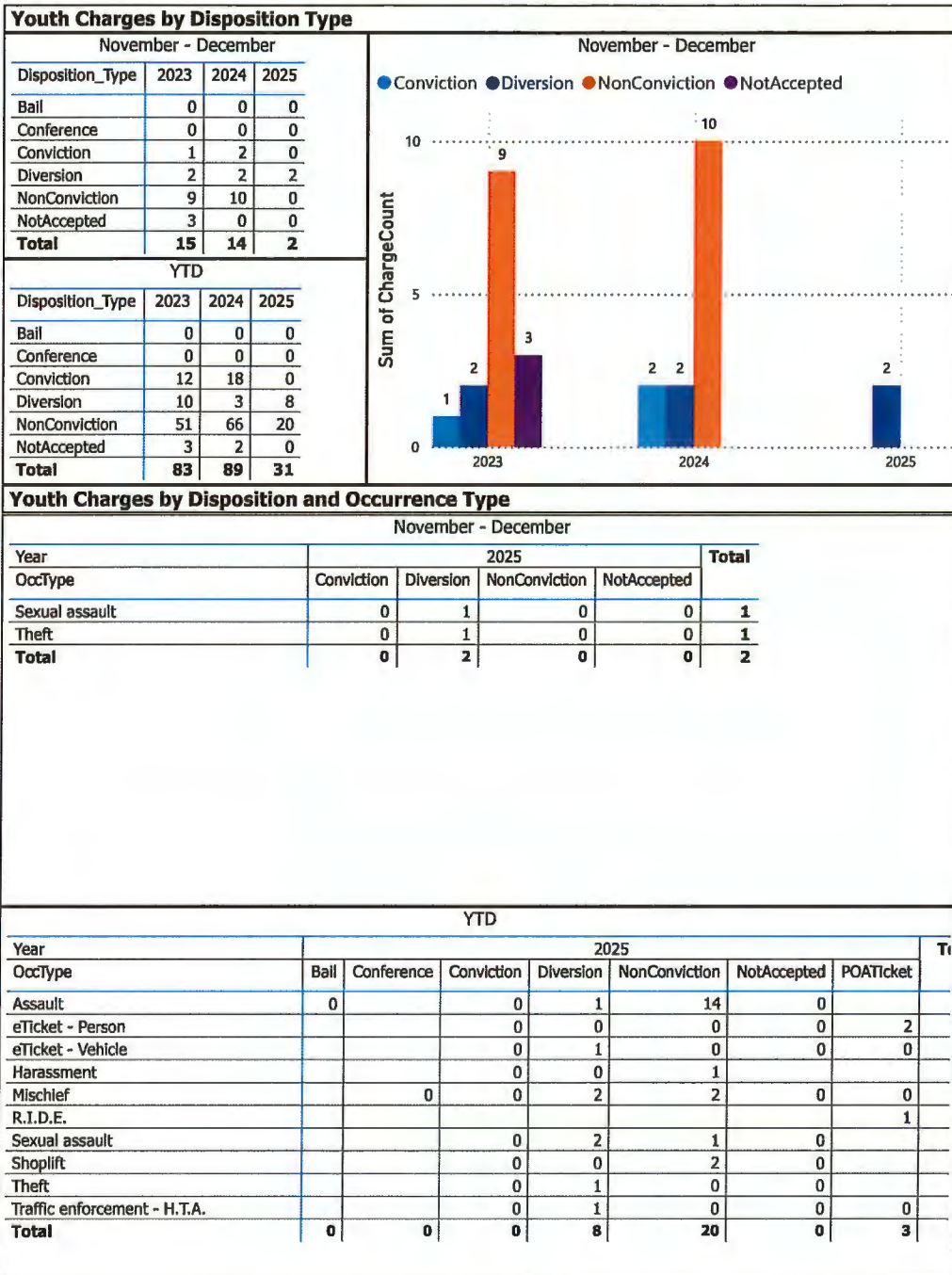
Data source date:

09-Jan-2026

Daily Activity Reporting

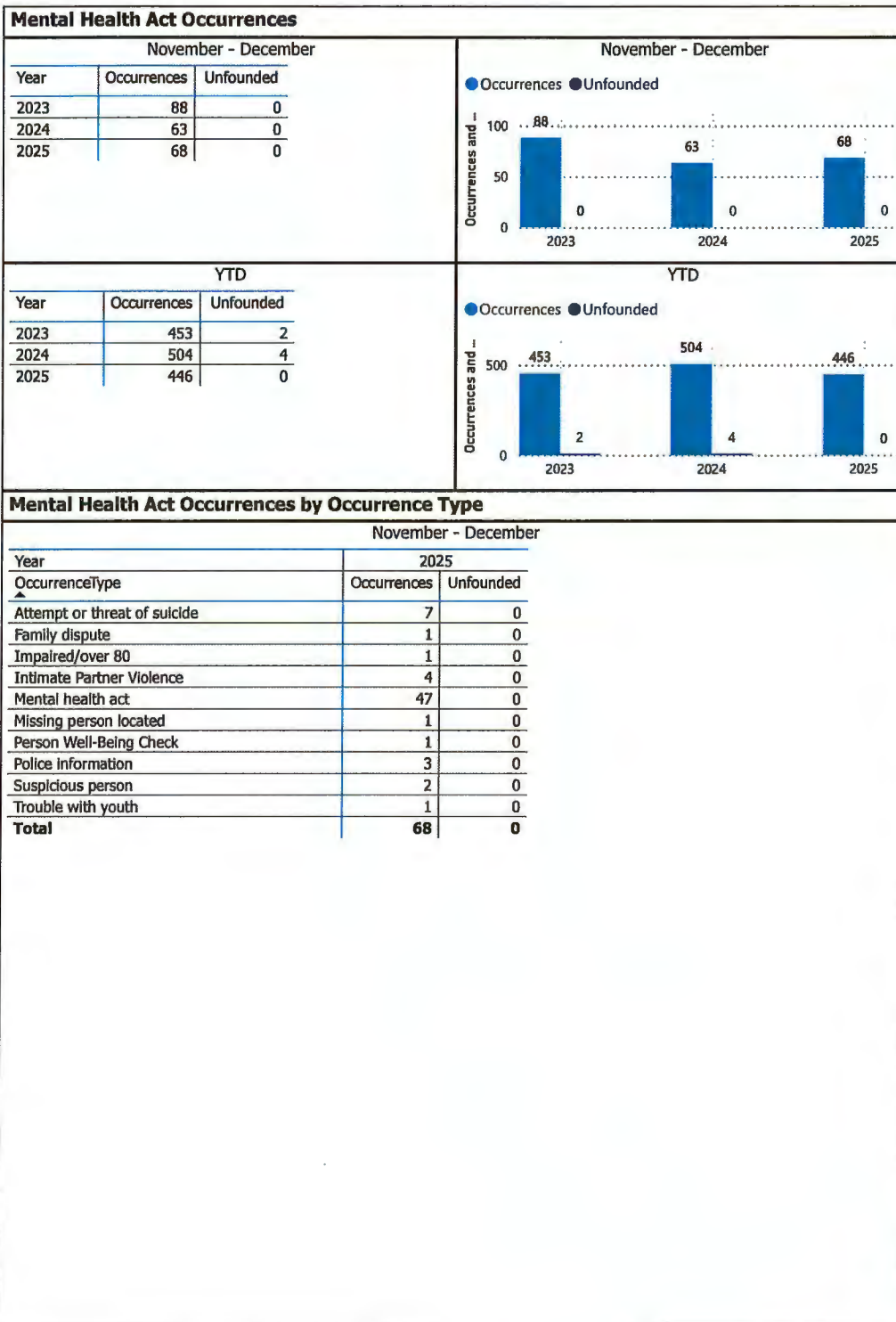


**OPP Detachment Board Report
Records Management System
November - December 2025**



The tables and chart on this page present summarized youth charges by disposition and occurrence type that have been recorded in the OPP Niche RMS application. Of note... the Niche data sourced for this report page only lists youth charges that have had a disposition type entered against them. Therefore, please be aware that the counts of youth charges entries on this report page are understating the potential sum of youth charges that are in OPP Niche RMS.

**OPP Detachment Board Report
Records Management System
November - December 2025**



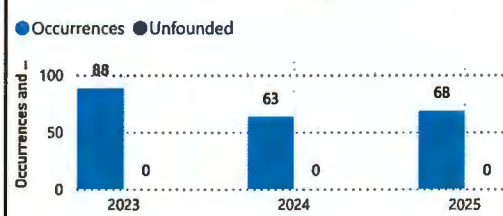
**OPP Detachment Board Report
Records Management System
November - December 2025**

Mental Health Act Occurrences

November - December

Year	Occurrences	Unfounded
2023	88	0
2024	63	0
2025	68	0

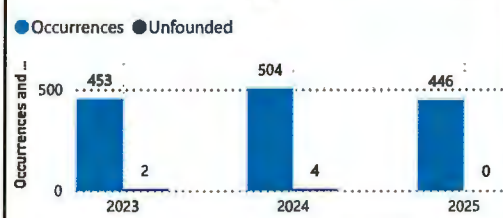
November - December



YTD

Year	Occurrences	Unfounded
2023	453	2
2024	504	4
2025	446	0

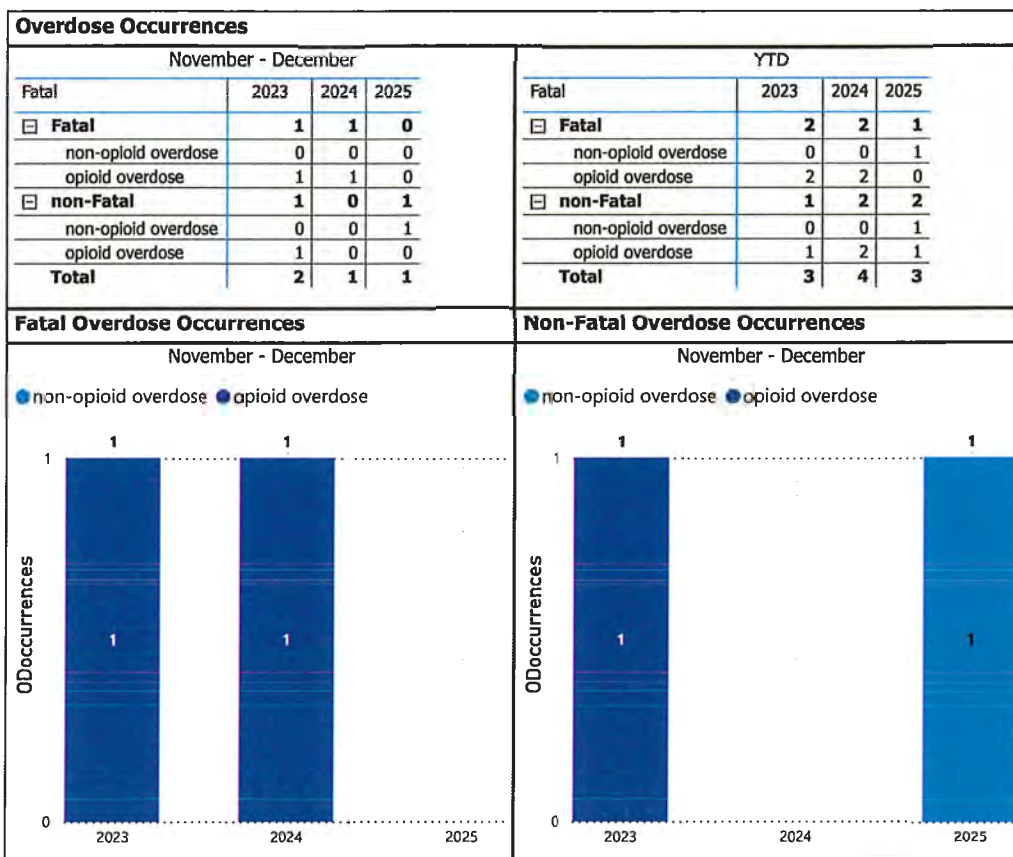
YTD

**Mental Health Act Occurrences by Occurrence Type**

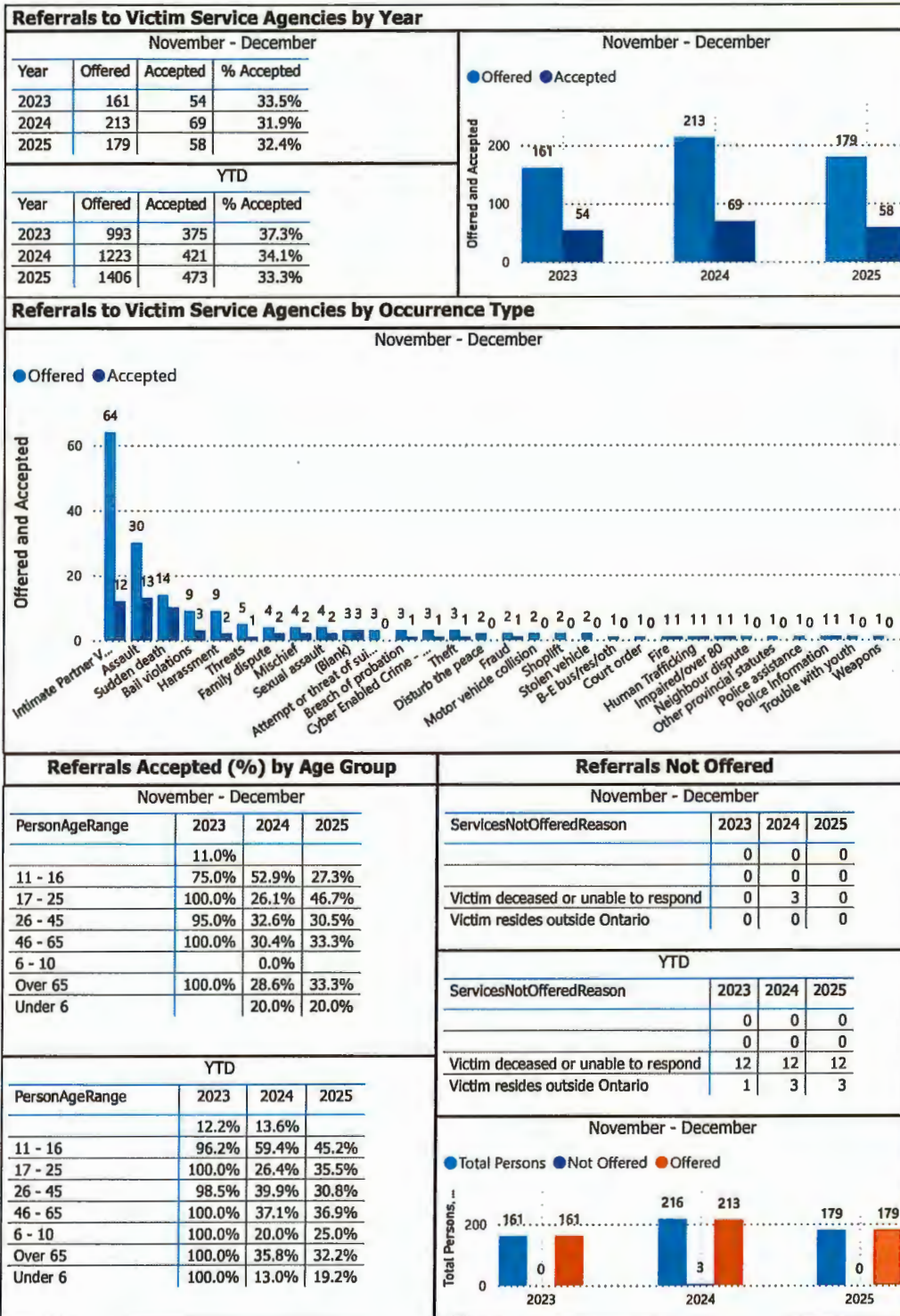
November - December

Year	2025	
	Occurrences	Unfounded
OccurrenceType		
Attempt or threat of suicide	7	0
Family dispute	1	0
Impaired/over 80	1	0
Intimate Partner Violence	4	0
Mental health act	47	0
Missing person located	1	0
Person Well-Being Check	1	0
Police information	3	0
Suspicious person	2	0
Trouble with youth	1	0
Total	68	0

**OPP Detachment Board Report
Records Management System
November - December 2025**



**OPP Detachment Board Report
Records Management System
November - December 2025**



From: [Jim Maudsley](#)
To: [Brianna Hammer](#)
Subject: OAPSB Zone Working Group
Date: Monday, December 15, 2025 4:15:47 PM

CAUTION: This email originated from outside of the Middlesex Centre email system. DO NOT click links or open attachments unless you are 100% sure that the email is safe.

Brianna - The following is a written summary of the:

OAPSB all zone working group meeting
December 4, 2025

- a) Review status of billing zones process and challenges and how they are being handled
- b) Discussion on why Zone 5 costs are different
- c) Appropriate compensation for Zone Administrator
 - 1) Some zones are administered by municipal staff with no cost to the zone
 - 2) Some zones administrators are paid : a) \$500.00 per meeting
 - b) \$200.00 per meeting
 - c) one zone is at \$3500.00 per year
- d) Appropriate compensation for Chair: a) some are at a rate of \$250.00 per meeting
 - b) one is paid a fee of \$1000.00 per year
 - c) most chairs are at no cost to the zone
- e) Include the cost of PGO fees for 2027
- f) Schedule for in-person meetings for 2026:
 - Joint meetings with Chief of Police should have a break-out session with proper space and equipment in o Order to function properly as a zone meeting
 - stand-alone meetings with specific speakers etc. (similar to what Zone 2 does)
 - hybrid training for municipal boards and detachment boards
- g) Access to bank accounts:
 - Current account needed OAPSB/PGO to create an account for individual zones (will look after financial statement etc.
- h) Under new business:
 - Discussion around number of meetings per year, type of meetings as they vary from Zone to Zone.
- i) administrator and Zone Chair compensation (note - most Zone Chairs are not compensated)
- j) for next meeting: 1) description of duties for Zone Chair and Zone Administrator as well as appropriate compensation
 - 2) Appropriate number of yearly meetings
 - 3) In person training (most is done at annual conference)

I trust that you find this report in order and able to include it in our January 2026 meeting.

Thanks Jim

Middlesex OPP Detachment Board 2026 Budget

	Budget	Notes of Breakdown	Additional Consideration
Revenues			
Contribution from Municipalities	28,687.00	Revenues is based on households of the seven participating Municipalities. Refer to Appendix A	
Expense			
Board Stipend	2,400.00	\$200 per member x 4 meetings for 2 community members and 1 provincial appointee	This is in compliance with the board approved Remuneration Expense Policy. Stipends will be paid twice a year in July and December.
Mileage for Board Members	1,050.00	Increase of 5% over the 2025 mileage rate. Mileage is based on the CRA approved mileage rates for 2025, \$0.72/km (https://www.canada.ca/en/departement-finance/news/2024/12/government-announces-the-2025-automobile-deduction-limits-and-expense-benefit-rates-for-businesses.html). Approximately 1,389 km anticipated for all members.	This is in compliance with our remuneration and expense policy mileage is for board meetings, conferences and seminars approved by the board.
Conferences	8,000.00	Events include the OAPSB 2026 Conference and AGM which will be held at The Brock Niagara Falls - Fallsview. Member price is estimated at \$875, non-member price is \$1,175. The total budget amount would also include meals and travel. Other conferences to be approved by the Board.	In accordance to the OPP Detachment Board Remuneration Expense Policy, remuneration for member attendance to conferences, conventions, seminars, and association meetings must receive prior approval from the board.
OAPSB Membership and Zone 6 Membership	4,900.00	Estimate based on 2025 costs.	
Insurance	3,937.00	2026 insurance to September 27. A 5% estimated increase was used for October to December amounts.	Insurance Renewal is September each year. Insurance provided by McFarlan Rowlands Insurance Brokers Inc.
Miscellaneous	400.00	Office supplies and recruitment expenses.	
Middlesex Centre Administrative Costs	8,000.00	Based on three staff and payroll administration costs.	
Total	28,687.00		
Net Income/ (Loss)	0.00		

Middlesex County Police Services Board 2026 Budget

Municipality Breakdown	Municipal Allocation	Households	% Allocation
Adelaide-Metcalf	\$ 1,280.16	1,015	4%
Lucan-Biddulph	\$ 2,991.67	2,372	10%
Middlesex Centre	\$ 9,705.27	7,695	34%
Newbury	\$ 297.65	236	1%
North Middlesex	\$ 3,434.37	2,723	12%
Southwest Middlesex	\$ 3,551.66	2,816	12%
Thames Centre	\$ 7,426.21	5,888	26%
Total	\$ 28,687.00	22,745	100%

Middlesex County Police Services Board 2025 Budget
 Budget to Actual Report Q4 2025

	2025 Budget	2025 Actual	2024 Actual	Total Actual	Variance	Comments
Revenues						
Contribution from Municipalities	27,845.68	12,519.92	596.34	13,116.26	(14,729.42)	\$13,116.26 to be billed between participating municipalities according to the allocation included with the 2025 budget.
Expense						
Board Stipend	(6,400.00)	(4,446.79)	-	(4,446.79)	1,953.21	Board approved stipends from November 2024 through 2025.
Mileage for Board Members	(1,000.00)	(173.75)	-	(173.75)	826.25	
Conferences	(2,000.00)	-	-	-	2,000.00	
OAPSB Membership and Zone 6 Membership	(3,945.68)	(3,945.68)	-	(3,945.68)	-	Actual invoice amount for 2025 including the non-refundable HST.
Insurance	(4,100.00)	(3,953.70)	(596.34)	(4,550.04)	(450.04)	
DEI Policy	(5,000.00)	-	-	-	5,000.00	Work completed internally - no outside consulting costs.
Info Technology Services	(5,000.00)	-	-	-	5,000.00	County will not be charging IT services in 2025.
Miscellaneous	(400.00)	-	-	-	400.00	Expense intended for refreshments for meetings, office supplies as needed.
Total	(27,845.68)	(12,519.92)	(596.34)	(13,116.26)	14,729.42	
Net Income/(Loss)	-	-	-	-	-	



**Inspectorate
of Policing**

**Service d'inspection
des services policiers**

Office of the Inspector
General of Policing

777 Bay St.
7th Floor, Suite 701
Toronto ON M5G 2C8

Bureau de l'inspecteur général
des services policiers

777, rue Bay
7^e étage, bureau 701
Toronto ON M5G

Inspector General of Policing Memorandum

TO: All Chiefs of Police and
Commissioner Thomas Carrique, C.O.M.
Chairs, Police Service Boards

FROM: Ryan Teschner, Inspector General of Policing of Ontario

DATE: December 15, 2025

SUBJECT: Inspector General Memo #8: Public release of the first Decisions by
the Inspector General of Policing with accompanying Findings
Reports

I write to inform you of an important development in the work of the Inspectorate of Policing (IoP). On Wednesday, December 17, the IoP will begin publicly releasing my **Inspector General Decisions with accompanying Findings Reports**. These Decisions and Findings Reports flow from the IoP's investigations into public complaints submitted to us under the *Community Safety and Policing Act (CSPA)*. Publishing them is in keeping with our commitment to transparency, accountability and continuous improvement.

Two types of IG Decisions

Under the CSPA, the Inspector General is required to make Decisions and Findings Reports publicly available. These Decisions result from investigations into **Section 106 matters**, which address the conduct of police service board members, and **Section 107 matters**, which examine whether policing services are adequate and effective, comply with the law, and follow policies or procedures set by boards, the Minister, or Chiefs of Police.

Each investigation—whether into board member conduct under section 106 or service delivery under section 107—concludes with a **Findings Report** that sets out the evidence and analysis gathered by the IoP. Based on this report, the Inspector General issues a **Decision** confirming whether or not provincial policing laws and standards have been met. If a board member is found to have committed misconduct, the Inspector General can issue a formal reprimand, suspend the board member and remove the board member from their position. If a police service is found to be in non-compliance with Ontario's policing laws and standards, the Inspector General may issue **Directions** to address the gaps, and if those directions are not followed will **Measures** be imposed to ensure compliance.

Without reference to specific organizations or cases, early Decisions underscore sector-wide compliance requirements and expectations: boards must discharge governance mandates while not directing specific operations, and exercise caution in public communications; services should demonstrate risk-based response and strong dispatch/communication standards; the interpretation of specific requirements for the deployment of specialized equipment; and, professionalism in public engagement is essential.

Importance of an organizational process for Decision review and application

Moving forward, these Decisions and Findings Reports **will be posted regularly** as batches of complaint investigations are completed. As these Decisions are legally binding and will serve as precedent for future matters, **I strongly encourage each police service and board to build in a process to ensure these Decisions are reviewed and, where necessary, integrated into your operations** to avoid future compliance concerns and to improve overall performance. My goal is to support a culture where accountability and excellence go hand in hand.

I want to reiterate what I have consistently emphasized during our engagements with you over the past two years: this next step in the IoP's work is aimed at providing the policing sector with meaningful opportunities to learn from practical examples and to collectively strengthen performance standards. By sharing these Decisions openly, **we aim to provide clarity on how standards are applied, highlight areas of strength, and identify opportunities for improvement in the sector**. This transparency benefits everyone—police services, boards, and the communities we serve—by reinforcing trust and demonstrating that oversight is fair, evidence-based, and focused on strengthening police sector performance across Ontario.

Staying up to date on Decisions and contacting your Advisor

If you have any questions about how these Decisions can be used to support your work, please do not hesitate to contact your Policing Services Liaison Advisor. To stay informed about new Decisions and Findings Reports as they are published, we encourage you to **subscribe to IoP news updates through our website:** www.iopontario.ca.

Thank you for your continued partnership in building a policing system that is transparent, accountable, and responsive to the needs of Ontarians.

Sincerely,



Ryan Teschner
Inspector General of Policing of Ontario

c: Mario Di Tommaso, O.O.M.
Deputy Solicitor General, Community Safety

Solicitor General

Office of the Solicitor General

25 Grosvenor Street, 18th Floor
Toronto ON M7A 1Y6
Tel: 416 326-5000
Toll Free: 1 866 517-0571
Minister.SOLGEN@ontario.ca

Solliciteur général

Bureau du solliciteur général

25, rue Grosvenor, 18^e étage
Toronto ON M7A 1Y6
Tél. : 416 326-5000
Sans frais : 1 866 517-0571
Minister.SOLGEN@ontario.ca

**Ministry of
Municipal Affairs
and Housing**

Office of the Minister

777 Bay Street, 17th Floor
Toronto ON M7A 2J3
Tel.: 416 585-7000

**Ministère des
Affaires municipales
et du Logement**

Bureau du ministre

777, rue Bay, 17^e étage
Toronto (Ontario) M7A 2J3
Tél. : 416 585-7000

234-2025-5952

132-2025-4900

By email

January 12, 2026

To Mayors and Chairs of Police Service Boards in Strong Mayor Power Municipalities,

We are writing to provide information on the powers and roles of municipalities, mayors, and police service boards in establishing a police service board budget, particularly in municipalities with Strong Mayor Powers.

In a strong mayor municipality, the Head of Council has the responsibility to prepare and propose the municipal budget on or before February 1 of each year, which would be subject to a council amendment, head of council veto and council override process.

This municipal budget includes estimates of amounts required during the year, including any amounts required for boards, such as the police service boards budget established in accordance with the *Community Safety and Policing Act, 2019* (CSPA). **The Head of Council's strong mayor budget powers do not include the power to limit police service board budget increases or veto estimates submitted by police service boards.**

The CSPA provides the purposes for which the funding is to be provided to a police service board, establishes a process for submitting budget estimates, municipal approval of such a budget, and the mechanisms available to address disagreements.

Under section 50 of the CSPA, a police service board must submit their operating and capital estimates to the municipality, which is then responsible for establishing an overall budget for the police service board. **Although municipalities are not required to adopt the board's estimates as submitted, they cannot approve or reject specific line items within the estimates.** Municipalities are required to provide police service boards with sufficient funding to comply with the CSPA and its regulations, as well as pay the expenses of the board's operation, excluding remuneration for board members.

There are dispute resolution mechanisms established under the CSPA to address situations in which a police service board is not satisfied that the budget is sufficient to permit the board to comply with the legislation and pay for the board's operation.

The CSPA provides two dispute resolution pathways: the board and municipality may jointly apply to the Commission Chair of the Ontario Police Arbitration and Adjudication Commission (OPAAC) to appoint a conciliation officer, or the board may give the municipality written notice referring the matter to arbitration.

In arbitration, a municipality can argue, among other things, that costs could be reduced if the board entered an agreement to receive services from another police service. If the municipality can show that the board could reasonably have obtained policing services under an agreement (under section 14 of the CSPA, with another police service board or the Commissioner of the Ontario Provincial Police) at a lower cost while still meeting applicable standards, the arbitrator cannot deem the budget insufficient to the extent of the amount that could have been saved by entering into the agreement.

For example, if a police service board seeks funding for a \$15 million policing budget, and the municipality can demonstrate that equivalent services meeting all standards could have been provided through a budget at \$13 million, where some services are provided pursuant to an agreement with another police service, in this case, the arbitrator could not find the budget insufficient to the extent of the additional \$2 million.

Following arbitration, the municipality shall amend the board's budget to reflect the arbitrator's decision.

Thank you for your continued leadership and commitment to protecting our communities. Please consider this information as you work toward establishing police service budgets. If you or your administrative staff require additional information, please contact Nicole Rogers, Manager, Community Safety Policy Unit, Ministry of the Solicitor General, at Nicole.Rogers@ontario.ca or Shira Babins, Manager, Financial Analysis and Reporting Unit, Ministry of Municipal Affairs and Housing, at Shira.Babins@ontario.ca.

Your work and dedication are important in advancing shared priorities and strengthening public safety to protect Ontario.

Sincerely,



The Honourable Michael S. Kerzner
Solicitor General



The Honourable Rob Flack
Minister of Municipal Affairs and Housing

c: Chiefs of Police

Clerks and CAOs, Strong Mayor Powered Municipalities